



हेमवती नन्दन बहुगुणा गढ़वाल विश्वविद्यालय  
Hemvati Nandan Bahuguna Garhwal University  
श्रीनगर गढ़वाल (उत्तराखण्ड)–246174  
Srinagar Garhwal (Uttarakhand) - 246174  
(केन्द्रीय विश्वविद्यालय)  
(A Central University)

पत्रांक : हे.न.ब.ग.वि.वि./प्र0परी0/2022/103

दिनांक : 08/04/2022

## सूचना

हेमवती नन्दन बहुगुणा गढ़वाल विश्वविद्यालय, श्रीनगर गढ़वाल, के शैक्षणिक सत्र 2022–23 के लिये स्नातक (UG) अध्ययन कार्यक्रमों में प्रवेश के लिये आवेदन करना चाहते हैं, वह दिनांक 06.04.2022 से 06.05.2022 (Upto 05:00 PM) तक नीचे दिए गये लिन्क पर रजिस्ट्रेशन कर सकते हैं।

Link- <https://cuet.samarth.ac.in/>

नोडल अधिकारी  
सी0यू0इ0टी0  
हे0न0ब0 गढ़वाल विश्वविद्यालय  
श्रीनगर गढ़वाल



## PUBLIC NOTICE

### Common University Entrance Test CUET (UG) - 2022

Date: 02.04.2022

National Testing Agency has been entrusted with the responsibility of conducting the Undergraduate Entrance Tests for all the Central Universities (CUs) for the academic session 2022-23.

CUET (UG) 2022 will provide a single window opportunity to students to seek admission in any of the Central Universities (CUs) across the country for various Undergraduate Programmes.

The National Testing Agency (NTA) will be conducting the **Common University Entrance Test (CUET (UG) - 2022)** for admission to various Undergraduate courses/ programmes offered by central and other participating Universities/ Institutes across the country for the academic year 2022-23 in **CBT Mode** as per details given below:

Duration of Online registration and submission of Application Form for CUET (UG) - 2022	06 April to 06 May, 2022 (upto 5:00 pm)
Last Date of successful fee transaction	06 May, 2022 (upto 11:50 pm)
Dates of Examination	First and second week of July, 2022
Duration of Examination	Slot 1: 195 minutes (3:15 hours) Slot 2: 225 minutes (3:45 hours)
Mode of Examination	LAN Based CBT (Computer Based Test)
Pattern of Examination	Multiple Choice Questions (MCQs)
Medium of Paper	13 languages i.e. English, Hindi, Assamese, Bengali, Gujarati, Kannada, Malayalam, Marathi, Odia, Punjabi, Tamil, Telugu, and Urdu.

Candidates who desire to appear in **CUET (UG) - 2022** may read the detailed Information Bulletin hosted on <https://cuet.samarth.ac.in>, [www.nta.ac.in](http://www.nta.ac.in) and the Prospectus available at Participating Universities/ Institutes websites carefully for eligibility, scheme/ duration/ timings/ medium/ fee of examination, syllabus, exam cities, important dates, admission procedure etc. before applying.

Candidates may apply online only at <https://cuet.samarth.ac.in> during the period specified above. The exam fee is also required to be paid online through payment gateway, using debit/credit cards or internet banking or Paytm.

For any queries/ clarifications, candidates can call 011-40759000 or write to NTA at: [cuet-ug@nta.ac.in](mailto:cuet-ug@nta.ac.in).

The Candidates are advised to keep visiting the official websites of NTA ([www.nta.ac.in](http://www.nta.ac.in)) and (<https://cuet.samarth.ac.in>) for the latest updates.

*Sadhana Parashar*

(Dr. Sadhana Parashar)  
Senior Director (Exams)



(उच्चतर शिक्षा विभाग, शिक्षा मंत्रालय, भारत सरकार के तहत एक स्वायत्त संगठन)

(An Autonomous Organization under the Department of Higher Education, Ministry of Education, Government of India)

## **PUBLIC NOTICE: CUET (UG) - 2022**

**Dated: 26.03.2022**

### **Subject: Conduct of the Common University Entrance Test CUET (UG)-2022 for Under Graduate Programmes in Central Universities for the Academic Session 2022-23**

The National Testing Agency (NTA) is established by Ministry of Education, MoE (Earlier known as Ministry of Human Resource Development-MHRD) as an independent/ autonomous, self-reliant and self-sustained premier testing organization.

National Testing Agency has been entrusted with the responsibility of **conducting the Undergraduate entrance tests for all the Central Universities (CUs)** for the academic session 2022-2023. CUET will provide a **single window opportunity to students to seek admission in any of the Central Universities (CUs) across the country.**

The CUET (UG) - 2022 will be conducted in **Computer Based Test (CBT) Mode**. The aspirants who desire to appear for the test, may refer to the Information Bulletin for admission to **Undergraduate programmes** of the desired **Central Universities (CUs)** for admission into the **Undergraduate Programmes**.

**The details of the programmes offered by Central Universities (CUs) are being made available on their respective websites.**

Online Application Forms for Undergraduate Programmes will open from **02.04.2022**, the link for the same will be made available on the official website <https://cuet.samarth.ac.in/>. Candidates who wish to appear for CUET (UG) – 2022 are advised to go through the required eligibility of the desired University/ Universities for selecting the options from UG Programmes being offered. The Application will be open from **02.04.2022 to 30.04.2022**.

### **Examination Structure for CUET (UG) - 2022:**

**CUET (UG) – 2022 will consist of the following 4 Sections:**

- **Section IA** – 13 Languages
- **Section IB** – 20 Languages
- **Section II** – 27 Domain specific Subjects
- **Section III** – General Test

**Choosing options from each Section is not mandatory. Choices should match the requirements of the desired University.**

**Broad features of CUET (UG) - 2022 are as follows:**

Section	Subjects/ Tests	Questions to be Attempted	Question Type	Duration
<b>Section IA - Languages</b>	There are 13* different languages. Any of these languages may be chosen.	40 questions to be attempted out of 50 in each language	Language to be tested through Reading Comprehension (based on different types of passages–Factual, Literary and Narrative, [Literary Aptitude and Vocabulary])	45 Minutes for each language
<b>Section IB - Languages</b>	There are 20** Languages. Any other language apart from those offered in Section I A may be chosen.			



(उच्चतर शिक्षा विभाग, शिक्षा मंत्रालय, भारत सरकार के तहत एक स्वायत्त संगठन)

(An Autonomous Organization under the Department of Higher Education, Ministry of Education, Government of India)

<b>Section II - Domain</b>	There are <b>27***</b> Domains specific subjects being offered under this Section. A candidate may choose a maximum of <b>Six (06)</b> Domains as desired by the applicable University/Universities.	40 Questions to be attempted out of 50	<ul style="list-style-type: none"> <li>Input text can be used for MCQ Based Questions</li> <li>MCQs based on NCERT Class XII syllabus only</li> </ul>	45 Minutes for each Domain Specific Subjects.
<b>Section III- General Test</b>	For any such undergraduate programme/ programmes being offered by Universities where a General Test is being used for admission.	60 Questions to be attempted out of 75	<ul style="list-style-type: none"> <li>Input text can be used for MCQ Based Questions</li> <li>General Knowledge, Current Affairs, General Mental Ability, Numerical Ability, Quantitative Reasoning (Simple application of basic mathematical concepts arithmetic/algebra geometry/mensuration/s tat taught till Grade 8), Logical and Analytical Reasoning</li> </ul>	60 Minutes

\* **Languages (13):** Tamil, Telugu, Kannada, Malayalam, Marathi, Gujarati, Odiya, Bengali, Assamese, Punjabi, English, Hindi and Urdu

\*\* **Languages (20):** French, Spanish, German, Nepali, Persian, Italian, Arabic, Sindhi, Sanskrit, Kashmiri, Konkani, Bodo, Dogri, Maithili, Manipuri, Santhali, Tibetan, Japanese, Russian, Chinese.

\*\*\* **Domain Specific Subjects (27):** 1.Accountancy/ Book Keeping 2.Biology/ Biological Studies/ Biotechnology/Biochemistry 3.Business Studies 4.Chemistry 5.Computer Science/ Informatics Practices 6.Economics/ Business Economics 7.Engineering Graphics 8.Entrepreneurship 9.Geography/Geology 10.History 11.Home Science 12.Knowledge Tradition and Practices of India 13.Legal Studies 14.Environmental Science 15.Mathematics 16.Physical Education/ NCC /Yoga 17.Physics 18.Political Science 19.Psychology 20.Sociology 21.Teaching Aptitude 22.Agriculture 23. Mass Media/ Mass Communication 24.Anthropology 25.Fine Arts/ Visual Arts (Sculpture/ Painting)/Commercial Arts, 26. Performing Arts – (i) Dance (Kathak/ Bharatnatyam/ Oddisi/ Kathakali/Kuchipudi/ Manipuri (ii) Drama- Theatre (iii) Music General (Hindustani/ Carnatic/ Rabindra Sangeet/ Percussion/ Non-Percussion), 27. Sanskrit

*For all Shastri (Shastri 3 years/ 4 years Honours) Equivalent to B.A./B.A. Honours courses i.e. Shastri in Veda, Paurohitya (Karmakand), Dharamshastra, Prachin Vyakarana, Navya Vyakarana, Phalit Jyotish, Siddhant Jyotish, Vastushastra, Sahitya, Puranetihas, Prakrit Bhasha, Prachin Nyaya Vaisheshik, Sankhya Yoga, Jain Darshan, Mimansa, Advaita Vedanta, Vishihstadvaita Vedanta, Sarva Darshan, a candidate may choose Sanskrit as the Domain.*

*For those who are writing Sanskrit as a domain subject in Section 2, Sanskrit paper in Section 1B will be used for testing their Reading Comprehension (based on different types of passages–Factual, Literary and Narrative, [Literary Aptitude and Vocabulary]).*

- A Candidate can choose a maximum of **any 3 languages** from Section IA and Section IB taken together. However, the third language chosen needs to be in lieu of 6<sup>th</sup> domain specific Subject chosen by the candidate - as applicable (**so the maximum number of tests to be taken remains 9 only i.e. 2 Languages+6 Domain Specific Subjects+1 General Test OR 3 Languages+5 Domain Specific Subjects+1 General Test**: flexibility being provided to help a candidate apply for many Universities depending on their eligibility conditions).
- Section II offers 27 Subjects, out of which a candidate may choose a **maximum of 6 Subjects**.

सम्पर्क सूत्र / Helpline Number: +91-11-40759000, e-mail: [cu-et-ug@nta.ac.in](mailto:cu-et-ug@nta.ac.in)

वेबसाइट / Website [www.nta.ac.in](http://www.nta.ac.in), <https://cu-et.samarth.ac.in>





(उच्चतर शिक्षा विभाग, शिक्षा मंत्रालय, भारत सरकार के तहत एक स्वायत्त संगठन)

(An Autonomous Organization under the Department of Higher Education, Ministry of Education, Government of India)

- Section III comprises **General Test**.
- For choosing Languages from Section IA and IB and domain specific Subjects from Section II and General Test under Section III, the Candidate must refer to the requirements of his/her intended University.

<b>Mode of the Test</b>	Computer Based Test-CBT
<b>Test Pattern</b>	Objective type with Multiple Choice Questions
<b>Medium</b>	13 languages ( <i>Tamil, Telugu, Kannada, Malayalam, Marathi, Gujarati, Odiya, Bengali, Assamese, Punjabi, English, Hindi and Urdu</i> )
<b>Syllabus</b>	<b>Section IA &amp; IB:</b> Language to be tested through Reading Comprehension (based on different types of passages—Factual, Literary and Narrative [Literary Aptitude & Vocabulary])
	<b>Section II :</b> As per NCERT model syllabus as applicable to Class XII only
	<b>Section III :</b> General Knowledge, Current Affairs, General Mental Ability, Numerical Ability, Quantitative Reasoning (Simple application of basic mathematical concepts arithmetic/algebra geometry/mensuration/stat taught till Grade 8), Logical and Analytical Reasoning
<b>Registration</b>	Registration will be online at <a href="https://cuet.samarth.ac.in/">https://cuet.samarth.ac.in/</a> . (available from 02.04.2022)

#### Level of questions for CUET (UG) -2022:

All questions in various testing areas will be benchmarked at the level of Class XII only. Students having studied Class XII Board syllabus would be able to do well in CUET (UG) – 2022.

#### Number of attempts:

If any University permits students of previous years of class XII to take admission in the current year also, such students would also be eligible to appear in CUET (UG) – 2022.

#### Choice of Languages and Subjects:

Generally the languages/subjects chosen should be the ones that a student has opted in his latest Class XII Board examination. However, if any University permits any flexibility in this regards, the same can be exercised under CUET (UG) -2022 also. Candidates must carefully refer to the eligibility requirements of various Central Universities in this regard. Moreover, if the subject to be studied in the Undergraduate course is not available in the list of **27 Domain Specific Subject** being offered, the Candidate may choose the Subject closest to his/her choice for e.g. For Biochemistry the candidate may choose Biology.

#### Schedule of Examination

Examination will be conducted on multiple days in two shifts, depending on the number of Candidates and Languages/Tests taken by them.

Candidates are advised to visit the NTA CUET (UG)-2022 official website <https://cuet.samarth.ac.in/> , (available from 02.04.2022) for latest updates regarding the Examination.

For any queries/ clarifications, candidates can also call at the NTA Helpline number 011-40759000 or 011-6922 7700 or write to NTA at [cuet-ug@nta.ac.in](mailto:cuet-ug@nta.ac.in)

*S. Parashar*

(Dr. Sadhana Parashar)  
Senior Director (Exams)


## Replica of CUET (UG) - 2022 Examination

### Steps to be followed for the New Registration

#### Step 1: “New Registration”


Click on the “**Register**” button for the fresh registration for the CUET (UG) -2022 exam.

CUET (UG) 2022 portal: <https://cuet.samarth.ac.in>



#### Step 2: Instructions and Procedure for online submission of Application Form

- Applicant should read the **Information Bulletin** carefully before applying for the CUET (UG) 2022 exam.



विश्वविद्यालय प्रवेश परीक्षा (सूची) - 2022  
Common University Entrance Test  
CUET (UG) - 2022



**Instructions and Procedure for online submission of Application Form**

[Download Information Bulletin](#)

- Candidates must read carefully the Instructions (including how to fill up the Application Form online) given in the Information Bulletin available on the NTA Website. Candidates not complying with the instructions shall be summarily disqualified.
- Candidates can apply for CUET (UG) - 2022 through the "Online" mode only. The Application Form in any other mode will not be accepted.
- Submission of Application Form should be made by the candidate online through the NTA website: <https://cuet.samarth.ac.in/>

**4. Instructions for filling Online Application Form:**

- Download **Information Bulletin and Replica of Application Form**. Read these carefully to ensure your eligibility.
- Follow the steps given below to Apply Online:

**Step 1: Registration Form:**

Register for the Online Application Form and note down the system-generated Application Number. The candidate should provide the required details while filling the Online Application Form and is also required to create PASSWORD and choose Security Question and enter his/her Answer. After successful submission of the personal details, an Application Number will be generated and it will be used to complete the remaining Steps of the Application Form and will also be required for all future reference/correspondence. For subsequent logins, the candidate will be able to login directly with the respective system-generated Application Number and created Password.

**Step 2: Application Form:**

The Candidates can log in with the system-generated Application Number and pre-created Password for completing the Application Form including filling up personal details, providing the details of educational qualification, university/ programme selection, test paper details, choosing the Examination Cities, and uploading the images and documents (if any).

Upload Scanned Images of Candidate's Photograph, Signature, Class X/ Equivalent Certificate and Category Certificate (if applicable), and PwBD Certificate (wherever applicable):

- The recent photograph should be either in colour or black & white with 80% face (without mask) visible including ears against a white background.
- Scanned photograph and signature should be in JPG/JPEG format (clearly legible).
- The size of the scanned photograph should be between 10 kb to 200 kb (clearly legible).
- The size of the scanned signature should be between 4 kb to 30 kb (clearly legible).
- The size of the scanned copy of the Category certificate (SC/ST/OBC/EWS etc.) should be in pdf between 50kb to 300kb (clearly legible).
- The size of the scanned copy of the Class X/ Equivalent Certificate should be in pdf between 50kb to 300kb (clearly legible).
- The size of the scanned copy of the PwBD certificate should be in pdf between 50 kb to 300 kb (clearly legible).

**[Note:** The Candidate must upload only his/her own photograph, signature, and certificate(s) as mentioned above (and not of anybody else) in a correct/proper manner. In case, it is found at any time in the future that the Candidate has used/uploaded the photograph, signature, and certificate(s) of someone else in his/her Application Form/Admit Card, or he/she has tampered his/her Admit Card/Result/Scorecard, these acts of the candidate shall be treated as Unfair Means (UFM) Practices and he/she shall be proceeded with the actions as contemplated under the provisions of the Information Bulletin relating to Unfair Means Practices.

Please check your photograph and signature before submission of the Application Form. In case the photograph or signature is blurred or not visible to identify the identity of the candidate then, the application will be rejected.

**Step 3: Fee Payment:**

Slot: Timing of Examination	Fee Payable by candidates (CUET (UG) - 2022) in INR*				
	No. of Tests/ Subjects	UG/UI and Part time Programmes			
		Centres in India		Centres Outside India	
		General (Unreserved)	OBC (NCL)/ EWS**		SC/ST/PwBD/Third Gender
Slot-1: 09:00 a.m. to 12:15 p.m.	Upto 4	₹ 650/-	₹ 600/-	₹ 550/-	₹ 3000/-
Slot-2: 03:00 p.m. to 06:45 p.m.	Upto 5	₹ 650/-	₹ 600/-	₹ 550/-	₹ 3000/-

- \* NCL: Non-Creamy Layer
- \*\* EWS: Economically Weaker Section

Processing charges and Goods & Service Taxes (GST) are to be paid by the candidate, as applicable.

After completing Step 1 and Step 2, the candidates must pay the requisite examination fee. The fee can be submitted only online through Net Banking, Credit Card, Debit Card, UPI, or Paytm Services. Processing charges and GST as applicable are chargeable to the candidate (in addition to the examination fee) by the concerned Bank/Payment Gateway Integrator.

The Confirmation Page of the online Application Form will be generated only after successful payment by the Candidate. In case the Confirmation Page is not generated after payment of fee, then the candidate may have to approach the concerned Bank/Payment Gateway (in the helpline number and e-mail given in the Information Bulletin) for ensuring the successful payment or for obtaining the refund of duplicate/multiple payments).

5. Candidates shall ensure that the information entered by them in their respective online Application Form is correct.

6. All candidates must ensure that they have provided the correct e-mail address and mobile number.

7. Information provided by the candidates in their respective online Application Forms, like the Name of the Candidate, Contact Details, Address Details, Category, Gender, PoDD Status, Educational Qualification Details, Date of Birth, Choice of Exam cities, etc. will be treated as final. **Any request for change in such particulars will not be considered by NTA under any circumstances.**

8. NTA does not edit/modify/alter any information entered by the candidates after completion of the application process under any circumstances. Any request for change in information thereafter will not be entertained. Therefore, candidates are advised to exercise utmost caution before filling up the correct details in the Application Form.

9. NTA disclaims any liability that may arise to a candidate(s) due to incorrect information provided by him/her in his/her online Application Form.

10. Candidates must ensure that their email address and mobile number to be registered in their online Application Form are their own, as relevant/important information/communication will be sent by NTA through e-mail or the registered E-mail Address and through SMS on the registered mobile number only. NTA shall not be responsible for any non-communication/miscommunication with a candidate in the E-mail Address or Mobile Number given by him/her other than his/her own.

11. Candidates are advised to visit the NTA Website ([www.nta.ac.in](http://www.nta.ac.in)) and check their E-mails regularly for the latest updates.

12. Candidates shall appear at their own cost at the Examination Centre on the Date, Shift, and Time indicated on their Admit Cards issued by the NTA in due course through its Website.

**13. Important Instruction about PASSWORD**

- i. During online form filling, the candidate will be required to choose PASSWORD and Security Question and its Answer. The candidate is advised to record/remember their password for all future logins.
- ii. For subsequent logins, the candidate will be able to login directly with their respective system-generated Application Number and the chosen Password.
- iii. The candidate is advised not to disclose or share their password with anybody. Neither NTA nor SAMARTH will be responsible for the violation or misuse of the password of a candidate.
- iv. Candidates can change his/her passwords after login if desired.
- v. Candidates should remember to log out at the end of their session so that the particulars of the candidate cannot be tampered with or modified by unauthorized persons.

The Password must be as per the following Password policy:

- i. Password must be **8 to 13 characters long**.
- ii. Password must have at least **one Upper case** alphabet.
- iii. Password must have at least **one Lower case** alphabet.
- iv. Password must have at least **one numeric value**.
- v. Password must have at least **one special character** eg. !@#\$%^&\*+.

**How to reset your Password:** The following options are available to reset Password

- i. Using Security Question and its Answer you have chosen during Form filling.
- ii. Using a verification code sent via text message (SMS) to your Registered Mobile No.
- iii. Using a reset link sent via Email to your Registered Email address.

I have read and understood the contents of the Information Bulletin and Examination Scheme of CUET (UG) – 2022 hosted on the NTA website.

[Click here to Proceed](#)

© Disclaimer:

This site is designed and hosted by Samarth and the contents are provided by NTA. For any further information, please contact to NTA, (version 1.0)

Samarth@Gov

### Step 3: Registration form

#### 3.1 Personal Details

Applicant have to fill in their personal information and other details.

The screenshot shows the 'Registration Form' for CUET (UG) - 2022. The page header includes the National Testing Agency logo and navigation links. The 'Personal Details' section contains the following fields:

- Candidate's Name (As per class X or Equivalent Certificate): Enter Candidate's Name
- Father's Name: Enter Father's Name
- Mother's Name: Enter Mother's Name
- Guardian's Name: Enter Guardian's Name

#### 3.2 Present Address

Applicant have to fill in the present address details.

The screenshot shows the 'Present Address' section of the registration form. It includes the following fields:

- Identity Type: Select
- Valid Identification Number: Enter Valid Identification Number
- Present Address: (Large text area)
- Premises No./Name: Enter Premises No./Name
- Sub Locality: Enter Sub Locality
- Locality: Enter Locality

#### 3.3 Choose Password

Applicant have to choose the password.

120222 ✓

Choose Password

Password must be of 8-13 characters, must have one special character, one upper case character, one lower case character one numeric value. e.g Test

Password (Minimum 8 characters) [.....]

Confirm Password [Confirm Password]

Security Question [Select]

Security Answer [Enter Security Answer]

Security Pin

### 3.4 Security Pin

Applicant have to fill in the security pin and submit the required details for registration.

zuyoooq

Type the text

zuyoooq ✓

Click on the text to change

Submit

#### Step 4: Preview of the personal details

Applicant can preview and verify the personal details and can click on **“submit and send OTP to mobile”** button to proceed further.

Mobile  
 Permanent Address

I have read the Information Bulletin and fully understanding the provisions/ procedures mentioned therein. I further confirm that the information provided is true and correct to the best of my knowledge and belief. I agree that my Result may be withheld/ not declared/ my candidature may be cancelled if false information has been furnished in this application. I shall abide by these terms and conditions as well as by NTA regarding this exam from time to time.

Submit and Send OTP to Mobile

- Applicant can also edit the details (if required) by clicking on the **“Edit Registration Details”** button.

#### Step 5: Verification of OTP

Each Applicant has to complete the OTP verification process.

- OTP will be received on the registered mobile number/Email id of the Applicant.

9999999999) Enter OTP

Submit

- Applicant will receive an Application form number after the successful verification of the OTP on their registered mobile number/Email id.
- Applicant are advised to note the application form number for the future reference.

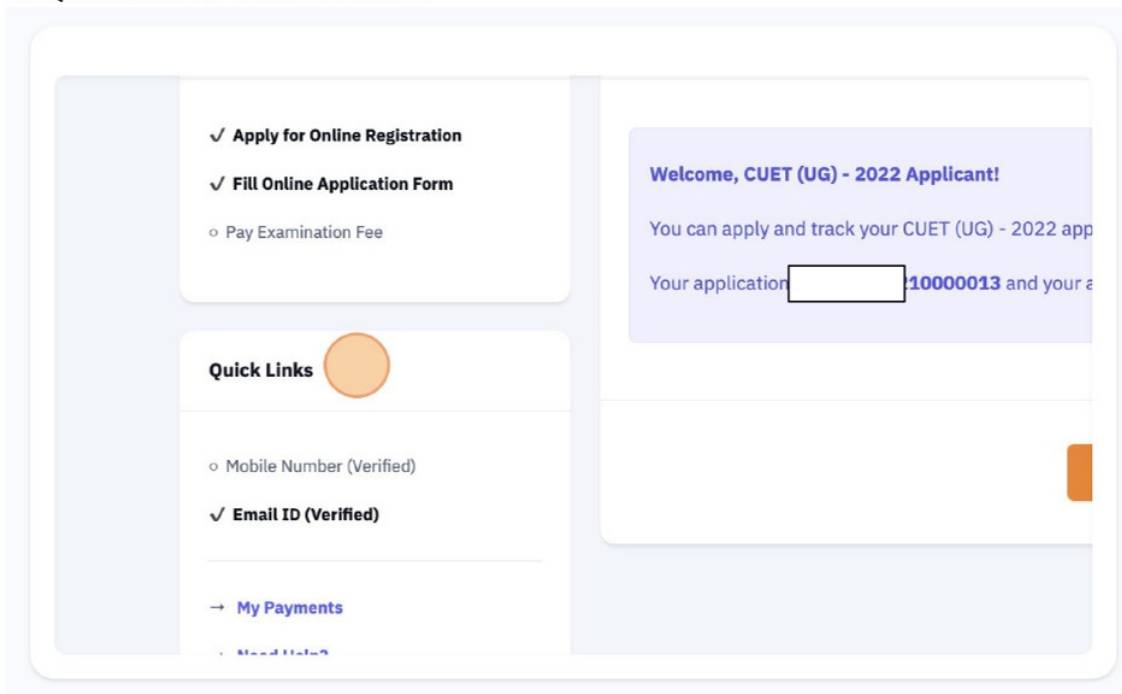
#### Step 6: Login

After successful OTP verification, Applicant can login by using the application form number and password.

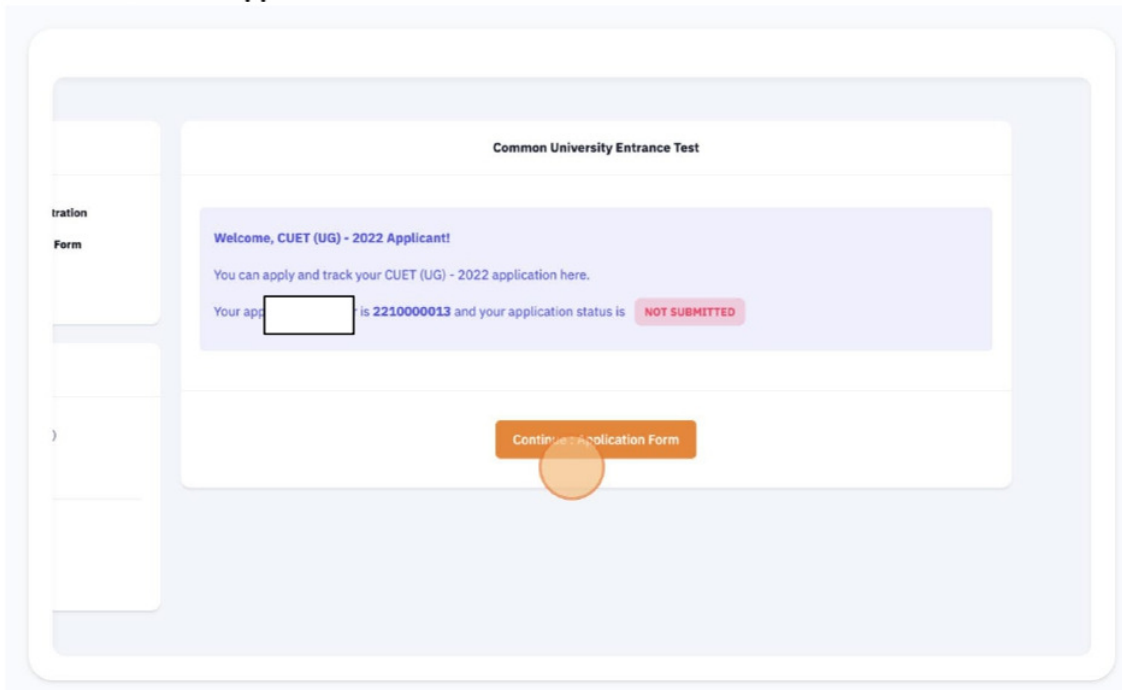
- Applicant who has already signed in, can continue the application form process by clicking on the ***“Continue Application form”*** button.

### 6.1 Check Form Status

### 6.2 Quick Links for Account Actions



### 6.3 Continue with Application Form



### Step 7: Complete the application form

Applicant have to fill in the other personal details and click save to complete the form.

[Information Bulletin](#)   [Universities](#)   [Application Guide](#)   [FAQs](#)   [Contact Us](#)

**Home**

---

**For Online Registration**

Registration Application Form

Registration Fee

### Registration Form

---

Personal Details

---

**Candidate's Name**  
(As per class X or Equivalent Certificate)



---

**Father's Name**



---

**Identity Type**



---

**Valid Identification Number**



---

Present Address

---

**Premises No./Name**



---

**Sub Locality**



---

**Locality**

	<b>Alternate Contact Number</b>	<input type="text" value="Enter Alternate Contact Number"/>
	<hr/>	
	<b>Permanent Address</b>	<input type="checkbox"/> Click if Same As Present Address
	<hr/>	
	<b>Premises No./Name</b>	<input type="text" value="Enter Premises No./Name"/>
	<b>Sub Locality</b>	<input type="text" value="Enter Sub Locality"/>
	<b>Locality</b>	<input type="text" value="Enter Locality"/>
<b>Country</b>	<input type="text" value="Select"/>	
<b>Pincode</b>	<input type="text"/>	

**Other Quota & Category**

---

<b>Do you belong to Below Poverty Line ?</b>	<input type="text" value="No"/>
<b>Are you Kashmiri Migrant ?</b>	<input type="text" value="No"/>
<b>Ward of Defence Personnel / Ex-Servicemen</b>	<input type="text" value="No"/>
<b>Claim for NCC Quota</b>	<input type="text" value="No"/>
<b>Claim for Sports Quota</b>	<input type="text" value="No"/>
<b>Are you a ward of University Employee?</b>	<input type="text" value="No"/>

A screenshot of a web form with five input fields, each containing the text "No". The fields are labeled as follows:

- Is Migrant ?
- Service men
- NCC Quota
- Sports Quota
- Employee?

Below the input fields is a prominent orange button with the text "Save".

- Applicant also can go back to the previous section by clicking on **“Back”** button.

A screenshot of a web form with the following fields:

- Mother Employee ID
- Mother Designation
- Name of the Department/College
- Mother Employment

At the bottom of the form are two buttons: "Back to Dashboard" and "Update Personal Form".

Below the form is a dark blue footer area containing the following text:

© Disclaimer:  
This site is designed and hosted by Samarth eGov and the contents are provided by NTA. For any further information...

- Applicant can preview/update the personal details by clicking the **“Update Personal Form”** or may click **“Proceed to Next Section”** to go to next section.

--	Name of the Department/Affiliated College	--
--	Mother Employment Status	--

[Update Personal Form](#)

by Samarth eGov and the contents are provided by NTA. For any further information, please

Name of the Department/Affiliated College	--
Mother Employment Status	--

[Update Personal Form](#) [Proceed to Next Section](#)

by NTA. For any further information, please **Samarth eGov**

**Step 8: Application Form: Educational Details**

### Application Form : Educational Details

Class Xth or Equivalent Educational Details

Result Status	Passed
Passing Year	2018
Qualifying Exam	10th or Equivalent
Place of Schooling	Urban
Type of School/College	Government Aided Private

Qualifying Examination District	NEW DELHI
Board Name	CENTRAL BOARD OF SECONDARY EDUCATION
School/College Name Address	JSRD School
School/College Pincode	110078
Roll Number	763872
Result Mode	Grade
Maximum Grade Point	10.00
CGPA Obtained	8.00
CGPA Equivalent Percentage	

Class XIIth or Equivalent Educational Details

Result Status	Passed
Passing Year	2020
Qualifying Exam	12th or Equivalent
Place of Schooling	Urban
Type of School/College	Government Aided Private
Qualifying Examination Country	India
Qualifying Examination State	

Percentage	--
CGPA Obtained	9.00

Update Educational Form [Proceed to Next Section](#)

d by NTA. For any further information, please [Samarth eGov](#)

Applicant have to fill the Matriculation/10th and Intermediate/12th academic qualifications and click on the "save" button to continue.

PA Obtained 9.00

Percentage 90.00

Save

Samarth eGov and the contents are provided by NTA. For any further information, please

- Applicant can modify the educational qualification by clicking on the ***“update educational form”*** button.

Grade	Percentage
--	Percentage --
10.00	CGPA Obtained 9.00
ge 90.00	

Update Educational Form

by Samarth eGov and the contents are provided by NTA. For any further information, please

Grade	Percentage
--	Percentage
10.00	CGPA Obtained
90.00	9.00

[Update Educational Form](#)

by Samarth eGov and the contents are provided by NTA. For any further information, please

**Step 9: Application Form: University / Programme selection section**

Applicant have to select the **University name & programme** offered by the selected University.

- Applicant can also deselect the selection by clicking on the Remove button present against each University and Programme selected.

Click on the **University/Programme Selection Preview** to move to the next section.

- The applicants shall ensure that they have read and understood the eligibility criteria, qualification/ other con the respective university for CUET – 2022 examination.
- NTA or the respective university will not be under any circumstances will hold responsible for the selection of
- The applicant shall ensure to select the language, domain-specific subjects and general test in the next sectic

Select University Name

--Select--

Select Programme Name

--Select--

UNIVERSITY NAME	PROGRAMME NAM
Central University of Himachal Pradesh <a href="#">Read more about university</a>	B.Sc. Physics (Honouros)

Applicants shall ensure that they have read and understood the eligibility criteria, qualification/ other conditions, and understand the minimum requirements of the respective university for CUET – 2022 examination.

The respective university will not be under any circumstances will hold responsible for the selection of the subjects, opted program, or eligibility. Applicant shall ensure to select the language, domain-specific subjects and general test in the next section of the application form as per the requirements of the respective university.

University Name:  ✓

Select Programme Name:

UNIVERSITY NAME	PROGRAMME NAME
Himachal Pradesh University	B.Sc. Physics (Honours)

PROGRAMME NAME	ACTION
B.Tech in Dairy Technology	<input type="button" value="Remove"/>
B.Sc. Physics (Honours)	<input type="button" value="Remove"/>

[University / Programme Selection Preview](#)

- Applicant can update the programme form by clicking on the update *programme form* button.

UNIVERSITY NAME	PROGRAMME NAME
University of Kashmir Jammu University	Integrated B.Sc-M.Sc Zoology
University of Jammu Jammu University	Integrated B.Sc (Hons) - M.Sc in Zoology

[Update Programme Form](#)

---

Integrated B.Sc-M.Sc Zoology
Integrated B.Sc (Hons) - M.Sc in Zoology

[Update Programme Form](#)
[Proceed to Next Section](#)

Samarth eGov

**Step 10: Test Paper/Subject(s) selection**

Applicant have to select the test paper/subject for the First & Second slot of the examination.

- Applicant must read the information bulletin of the respective University before test paper/subject selection.

**elect Test Paper / Subject(s) Selection for First Slot**

Language from Section IA

Select

Domain-Specific Subject 1

Select

Domain-Specific Subject 2

Select

Do you want to apply for General Test Section  
III

Select

**Select Test Paper / Subject(s) Selection for First Slot**

Language from Section IA

101 : English

Domain-Specific Subject 1

Select

Domain-Specific Subject 2

Select

Do you want to apply for General Test Section  
III

Select

BIZ / Fine Arts / Visual Arts (Sculpture / Painting) / Commercial Art

elected the above subjects for CUET (UG) - 2022 examination and understand that the selected subject is not liable to change or n

Save

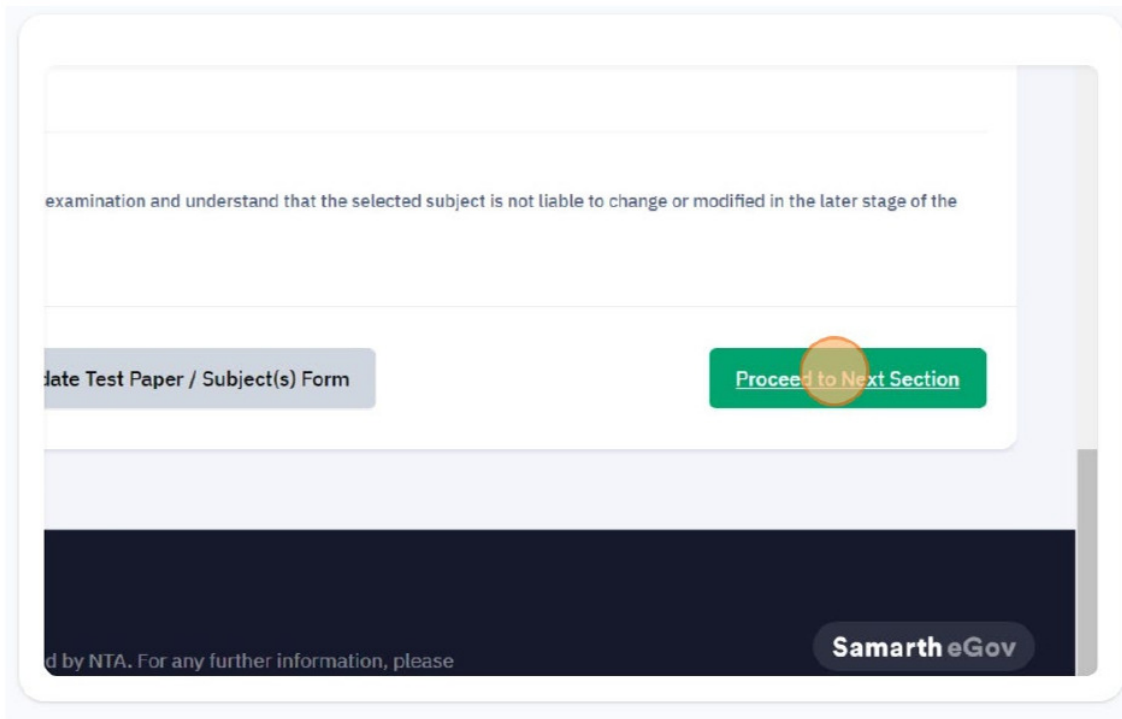
- Applicant can update the **test paper/subject selection** (if required) or move to the next section.

l the above subjects for CUET (UG) - 2022 examination and understand that the selected subject is not liable to change or modifier

Update Test Paper / Subject(s) Form

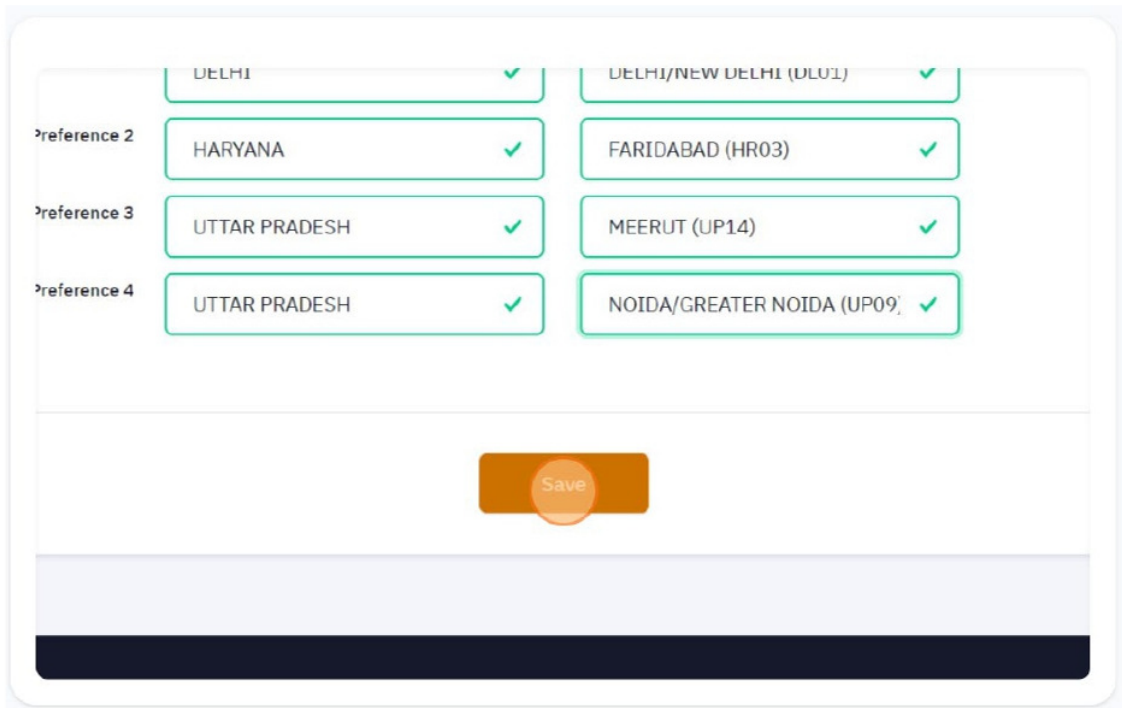
Pr

rth eGov and the contents are provided by NTA. For any further information, please



### Step 11: Examination Center Selection

- Applicant can select the four preferences of the **examination center** details on the basis of their preferences.
- Click the **“save”** button to proceed further.



- Applicant can also update the examination center (if required) or can proceed to the next section

ARIDABAD (HR03)  
 ESH - MEERUT (UP14)  
 ESH - NOIDA/GREATER NOIDA (UP09)

Update Examination Center Form

Proceed to Next Section

by NTA. For any further information, please

Samarth eGov

**Step 12: Upload section**

- Applicant have to upload the supporting documents for the details mentioned in the application form to move to the next section.
- The “delete” button is provided to delete the wrongly uploaded photo, signature & documents of the applicant.

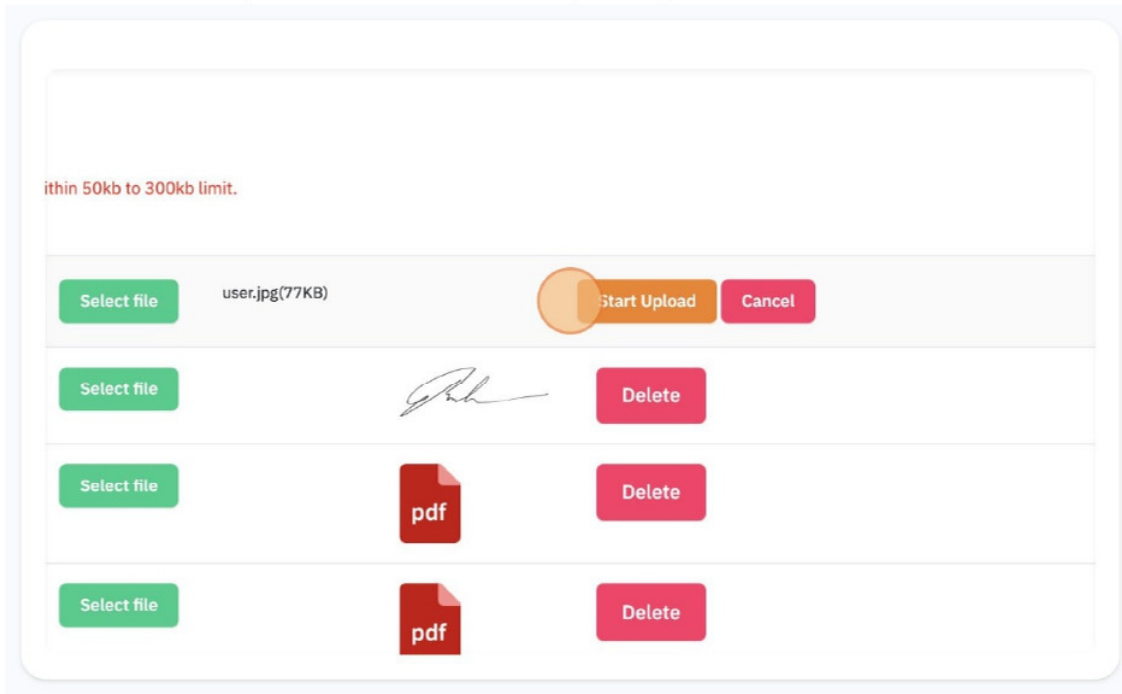
**Note: Please read the important information regarding the size and type of documents to be uploaded.**

- Select the file to be uploaded

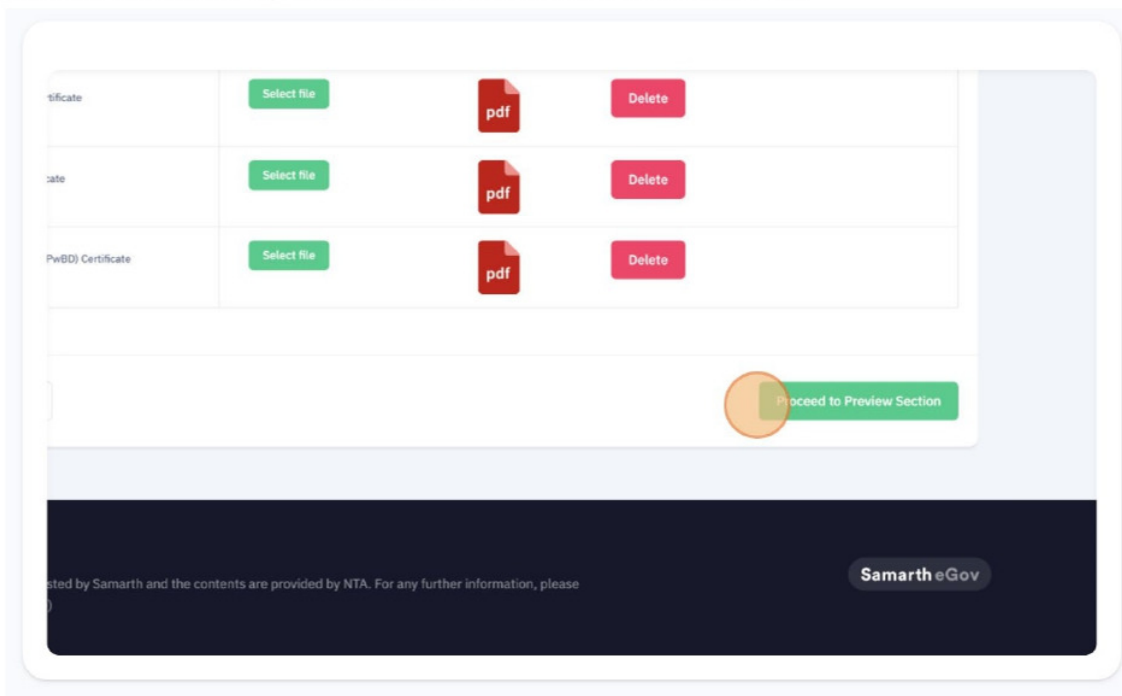
Photo and Signature are required in .jpg or .jpeg image format.  
 File size of photo must be within 10kb to 200kb limit.  
 File size of signature must be within 4kb to 30kb limit.  
 Document/Certificate/Marksheet must be in .pdf format and within 50kb to 300kb limit.

Candidate's Photograph (with 80% face without mask) <i>Accepted formats .jpeg .jpg</i>	Select file		
Candidate's Signature <i>Accepted formats .jpeg .jpg</i>	Select file		Delete
Class X/ Equivalent Certificate <i>Accepted formats .pdf</i>	Select file		Delete
Kasmiri Migrant Certificate <i>Accepted formats .pdf</i>	Select file		Delete
Person With Disability(PwBD) Certificate <i>Accepted formats .pdf</i>	Select file		Delete

- Then click on Start upload button to start the uploading



- Once all the files are uploaded click on Proceed to Preview Section

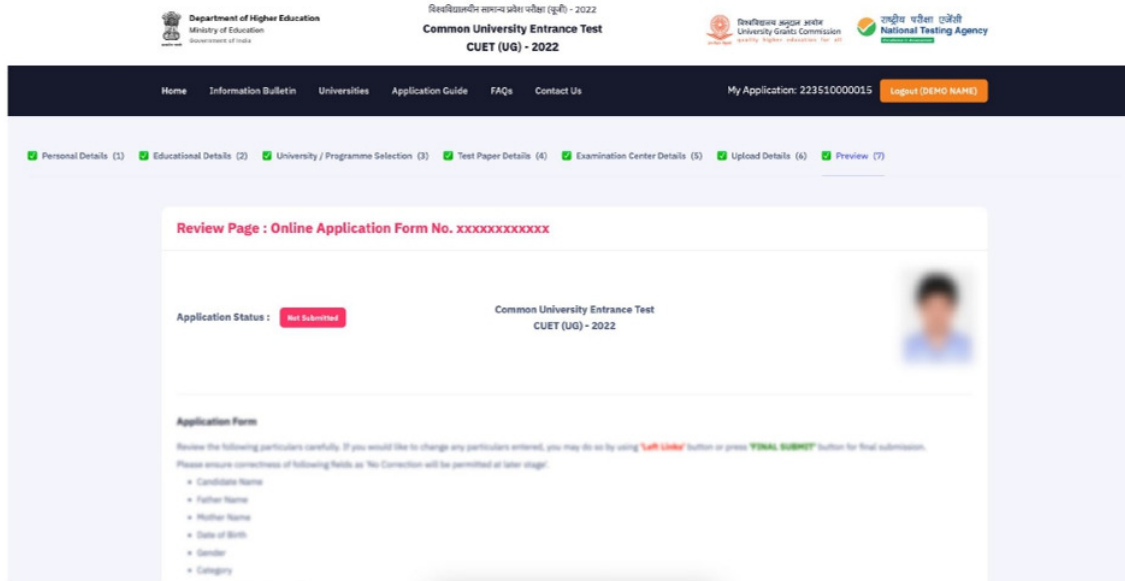


### Step 13: Preview the complete Form

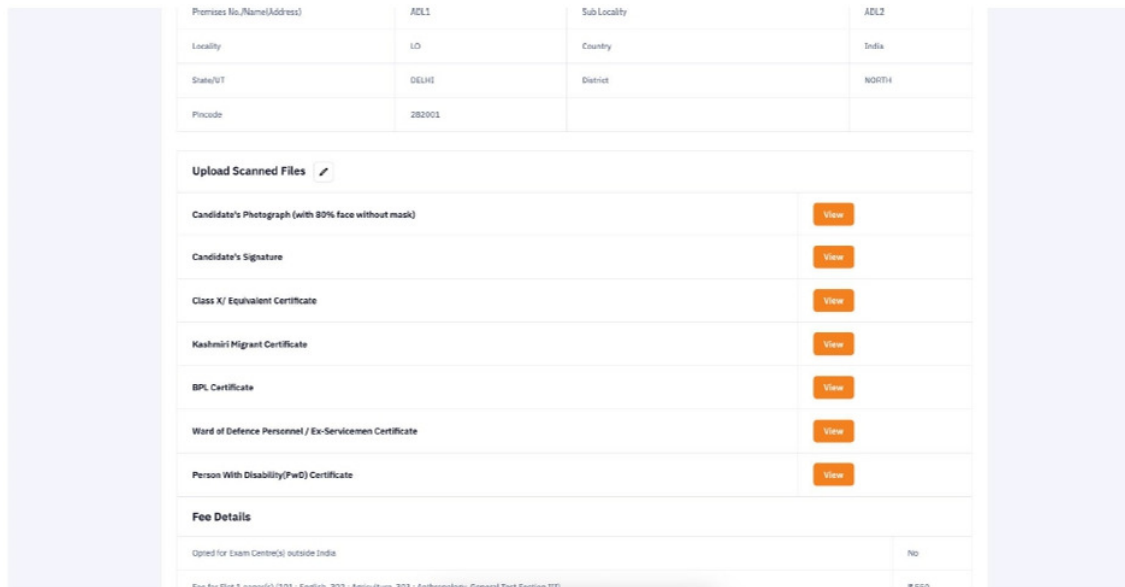
Applicant can view & update the application form before payment of the fee.

**Note: Applicant must check all of the checklist (personal details + Test paper selection + declaration)**

before the final fee submission



Once all the details are verified check all the uploaded documents using the view button in the **Uploaded Scanned Files** section.



Now, in the **Particulars Checklist to be Verified** click on the all the checkboxes near each field items to confirm your acknowledgement on all the details furnished.

[Preference 1 - DELHI - DELHI/NEW DELHI \(DL01\)](#)

[Preference 2 - HARYANA - FARIDABAD \(HR03\)](#)

[Preference 3 - UTTAR PRADESH - GHAZIABAD \(UP07\)](#)

[Preference 4 - UTTAR PRADESH - NOIDA/GREATER NOIDA \(UP09\)](#)

I have verified my university programme selection and applied for eligible programmes.

I hereby declare that I have filled up this online application after carefully reading the Information Bulletin and fully understanding the provisions/ procedures mentioned therein. I further declare that all the particulars given by me in this application are true to the best of my knowledge and belief. I agree that my Result may be withheld/ not declared/ my candidature may automatically stand cancelled. In case it is found at any point of time in future that false information has been furnished in this application, I shall abide by these terms and conditions as well as those laid down in the Information Bulletin, Public Notices and Advisories issued by NTA regarding this exam from time to time.

The information given above is true to the best of my knowledge and belief. I am responsible for the correctness of the information provided by me in the application form and the documents uploaded along with it. In case if it is discovered at a later date in the subsequent stages of admission process that the information is incorrect, I understand that my candidature is liable to be cancelled and further action may be taken against me by NTA or the participating Institution or other Authorities.

Further, I authorise NTA to share the details submitted by me in my application form and those relating to the results of my appearance in CUET (UG) – 2022, if required, with the University/ies to whom I intend to apply, whose name/s are indicated by me in my application form, to facilitate the admission process.

[Update Application Form](#)

[Proceed to Payment](#)

© Disclaimer:

This site is designed and hosted by Samarth and the contents are provided by NTA. For any further information, please contact to NTA.  
(version 1.0)

[Samarth eGov](#)

### Step 14: Read the site message before fee submission

My question paper medium is correct, which is English  
 My choice of examination cities in order of preference are  
 Preference 1 :DELHI (HB03)  
 Preference 2 :DELHI (UP07)  
 Preference 3 :DELHI (UP14)  
 Preference 4 :DELHI (UP09).  
 I have verified my university programme selection and applied for eligible programmes.  
 I hereby declare that I have filled up this online application after carefully reading the Information Bulletin and fully understanding the provisions/ procedures mentioned therein. I further declare that all the particulars given by me in this application are true to the best of my knowledge and belief. I agree that my Result may be withheld/ not declared/ my candidature may automatically stand cancelled, In case it is found at any point of time in future that false information has been furnished in this application. I shall abide by these terms and conditions as well as those laid down in the Information Bulletin, Public Notices and Advisories issued by NTA regarding this exam from time to time.  
 I have verified all the details filled in application form. After FINAL SUBMIT of application no modifications will be allowed.

No modification will be allowed after FINAL SUBMIT. Please check your application form. Click cancel to edit your details or click ok to proceed to payment section.

### Please confirm your Email ID in order to proceed to pay the fees

Home   Information Bulletin   Universities   Application Guide   FAQs   Contact Us
My Application: 2210000013

**Email ID**

---

Contact Details

Candidate's Email ID

Confirm Email ID

Enter Security Pin (Click on the text to change)

### Step 15: Fee Payment

Applicant can now proceed to the payment of Application form among the different payment options.

**Note :** Examination form fee automatically fetched on the basis of test paper selection.

सरकार भारत  
Government of India

शिक्षण विभाग  
Ministry of Education

विश्वविद्यालय अनुदान आयोग  
University Grants Commission

राष्ट्रीय परीक्षा एजेंसी  
National Testing Agency

समर्थ  
Samarth, ICT Initiatives of MoE

A- A A+

Department of Higher Education  
Ministry of Education  
Government of India

सिखविद्यालयीय सामान्य प्रवेश परीक्षा (एनईई) - 2022  
**Common University Entrance Test**  
**CUET (UG) - 2022**

विश्वविद्यालय अनुदान आयोग  
University Grants Commission  
Quality Higher Education for all

राष्ट्रीय परीक्षा एजेंसी  
National Testing Agency

[Home](#) [Information Bulletin](#) [Universities](#) [Application Guide](#) [FAQs](#) [Contact Us](#)

My Application: 223510000015 [Logout \(DEMO NAME\)](#)

### Registration Payment

<b>Candidate's Name (As per class X or Equivalent Certificate)</b>	DEMO NAME
<b>Gender</b>	Male
<b>Category</b>	General/Unreserved
<b>PwBD Category</b>	Yes Locomotor disability as specified in the Schedule of RPwD Act, 2016
<b>Opted for Exam Centre(s) outside India</b>	No
<b>Fee for Slot 1 paper(s) (101 : English, 302 : Agriculture, 303 : Anthropology, General Test Section III)</b>	₹ 550
<b>Fee for Slot 2 paper(s) (102 : Hindi, 103 : Assamese, 305 : Business Studies, 307 : Environmental Studies, 314 : History)</b>	₹ 550
<b>Total Amount To be Paid</b>	₹ 1

Processing charges and Goods & Service Taxes (GST) are to be paid by the candidate, as applicable.  
If your payment is deducted please check your payment status in My Payments section before initiating second transaction.  
No modifications will be allowed after completion of payment process.

State Bank of India (SBI)

Canara Bank

ICICI Bank

Paytm

Back to Dashboard


© Disclaimer:  
This site is designed and hosted by Samarth and the contents are provided by NTA. For any further information, please contact to NTA. (version 1.0)

Samarth eGov


## Step 16: Print confirmation page


Applicant must download the confirmation for the future reference.

भारत सरकार Government of India	शिक्षा विभाग Ministry of Education	विश्वविद्यालय अनुदान आयोग University Grants Commission	एनटीए परीक्षा एजेंसी National Testing Agency	सार्थ Samarth, ICT Initiatives of MoE	A- A A+
-----------------------------------	---------------------------------------	---	---	--	---------

 Department of Higher Education  
Ministry of Education  
Government of India

सिखविद्यालयीय प्रवेश परीक्षा (एनटी) - 2022  
**Common University Entrance Test**  
CUET (UG) - 2022

 विश्वविद्यालय अनुदान आयोग  
University Grants Commission

 राष्ट्रीय परीक्षा एजेंसी  
National Testing Agency

Home Information Bulletin Universities Application Guide FAQs Contact Us My Application: xxxxxxxxxx [Logout \(DEMO NAME\)](#)

CUET (UG) - 2022 Application submitted successfully for application number

[Download / Print Confirmation Page](#)




[Back to Dashboard](#)

© Disclaimer:  
This site is designed and hosted by Samarth and the contents are provided by NTA. For any further information, please contact to NTA. (version 1.0)

[Samarth eGov](#)



Common University Entrance Test CUET (UG) - 2022

<b>Application Number</b>		22351000021			
<b>DO NOT SEND THIS PAGE TO NATIONAL TESTING AGENCY (NTA)</b>					
CANDIDATE IS REQUIRED TO RETAIN THE PRINTOUT OF CONFIRMATION PAGE FOR FUTURE REFERENCE					
<b>Personal Details</b>					
<b>Candidate's Name</b>		DEMO NAME	<b>Father's Name</b>		FN
<b>Mother's Name</b>		MOTHER NAME	<b>Guardian's Name</b>		GUARDIAN NAME
<b>Candidate's Date of Birth</b>		3-01-2000	<b>Gender</b>		Male
<b>Nationality</b>		Indian	<b>Mode of Preparation</b>		Tutorial Classes in School
<b>Category</b>		General/Unreserved	<b>Are you Diabetic</b>		No
<b>PwBD Candidate with benchmark disability 40% or more</b>		Yes (Locomotor disability as specified in the Schedule of RPwD Act, 2016)			<b>Scribe Required</b>
<b>State/ UT from where 12th/ Equivalent Passed/ Appearing</b>		DELHI			
<b>Medium of Schooling in 12th/Equivalent Examination</b>		Dogri			<b>Are you Kashmiri Migrant</b>
<b>Are you a ward of University Employee</b>		Yes			<b>Claim for Sports Quota</b>
<b>Ward of Defence Personnel / Ex-Servicemen</b>		Yes			<b>Claim for NCC Quota</b>
<b>Do you belong to Below Poverty Line</b>		Yes			
<b>Test Paper / Subject(s) Selection Details</b>					
<b>Test Paper / Subject(s) Selection for Slot-1</b>					
<b>Language from Section IA</b>		101 : English		<b>Domain-Specific Subject 1</b>	
<b>Domain-Specific Subject 2</b>		304 : Biology/Biological Studies/Biotechnology/Biochemistry		<b>Applied for General Test Section III</b>	
<b>Test Paper / Subject(s) Selection for Slot-2</b>		<b>Additional Language from Section IA &amp; IB</b>		<b>Additional Language from Section IA &amp; IB in lieu of Domain-specific subject</b>	
<b>Additional Language from Section IA &amp; IB</b>		105 : Gujarati		107 : Malayalam	
<b>Domain-Specific Subject 3</b>		306 : Chemistry		<b>Domain-Specific Subject 4</b>	
<b>Domain-Specific Subject 5</b>		319 : Mathematics		<b>Domain-Specific Subject 6</b>	
<b>Examination Center City Selection Details</b>		<b>Question Paper Medium</b>			
<b>Question Paper Medium</b>		Assamese			
<b>Center City Preference 1</b>		PORT BLAIR (AN01)		<b>Center City Preference 2</b>	
<b>Center City Preference 3</b>		RI BHOI (MG03)		<b>Center City Preference 4</b>	
<b>Present Address :</b>		ADL1, , NICOBARS, ANDAMAN AND NICOBAR ISLANDS, India, 282001			
<b>Permanent Address :</b>		ADL1, , NICOBARS, ANDAMAN AND NICOBAR ISLANDS, India, 282001			
<b>Contact Details :</b>					
<b>Images Uploaded by Candidate</b>					
<b>Candidate's Photograph</b>			<b>Candidate's Signature</b>		
					
<b>Fee Payment Details</b>					
<b>Application Number</b>	<b>Amount</b>	<b>Transaction Date</b>	<b>Transaction ID</b>	<b>Transaction Order ID</b>	
22351000021	₹ 1.00	2022-04-06 10:07:20	2022040611212800110168253630022020	361692	
<b>University / Programme Selection</b>					
MAHATMA GANDHI CENTRAL UNIVERSITY : Bachelor of Commerce (Honours)					
GURU GHASIDAS VISHWAVIDYALAYA : BA (Honours) - Anthropology					
CENTRAL UNIVERSITY OF GUJARAT : German Studies B.A. (Hons.), Chinese B.A. (Hons.), 5-Years Integrated/ Dual Degree B.A.-M.A. in Social Management					
CENTRAL UNIVERSITY OF ANDHRA PRADESH : B.Sc. (Hons) Economics, BVoc Retail Management and IT					