

# Green Audit Report



**H.N.B. Garhwal University**  
**(A central university)**  
**Srinagar Garhwal**

**Prepared by**  
**HNBGU Green Audit Committee**

Prof. R.K Maikhuri, Convener  
Prof. Munesh Kumar, Member  
Dr. Vijay Kant Purohit, Member  
Mr. M.P. Dobhal, Member

**Review and Finalize By**

Mr. Suraj Kumar Upadhyay  
Industrial Safety and Environmental  
Technical Services.  
An ISO 14000 Certified Company

**June - 2022**

## Table of Contents

About the University .....	2
Foreword.....	3
Preface.....	4
Acknowledgement.....	6
<b>1. INTRODUCTION .....</b>	<b>6</b>
<b>NEED FOR GREEN AUDITING.....</b>	<b>6</b>
<b>GOALS OF GREEN AUDIT .....</b>	<b>6</b>
<b>OBJECTIVES OF GREEN AUDIT.....</b>	<b>7</b>
<b>BENEFITS OF GREEN AUDIT TO EDUCATIONAL INSTITUTIONS .....</b>	<b>7</b>
<b>OBJECTIVE AND SCOPE .....</b>	<b>8</b>
<b>2. EXECUTIVE SUMMARY .....</b>	<b>8</b>
<b>3. HNBGU INFRASTRUCTURE .....</b>	<b>9</b>
<b>Biodiversity of the University .....</b>	<b>9</b>
<b>Estimation of the Carbon storage (carbon sink) in the University Campus .....</b>	<b>16</b>
<b>Harnessing solar energy into electricity.....</b>	<b>17</b>
<b>Solid waste management .....</b>	<b>19</b>
<b>Water utilization, conservation and management .....</b>	<b>20</b>
<b>Restoration and re-development of the damaged and sliding zone of the University stadium.....</b>	<b>24</b>
<b>4. OUTREACH AND EXTENSION ACTIVITIES THROUGH GREEN CAMPUS INITIATIVES .....</b>	<b>25</b>
<b>Department of Forestry and Natural Resources .....</b>	<b>25</b>
<b>Department of Horticulture .....</b>	<b>25</b>
<b>High Altitude Plant Physiology Research Centre (HAPPRC) .....</b>	<b>26</b>
<b>CHITRA Garden.....</b>	<b>27</b>
<b>Department of Environmental Sciences .....</b>	<b>29</b>
<b>Environmental Awareness programme .....</b>	<b>29</b>
<b>5. SUMMARY .....</b>	<b>30</b>
<b>6. CONCLUSION .....</b>	<b>30</b>
<b>7. RECOMMENDATIONS .....</b>	<b>30</b>
<b>8. WAY FORWARD AND FUTURE SCOPE OF GREEN CAMPUS .....</b>	<b>31</b>
<b>Way Forward .....</b>	<b>31</b>
<b>Establishment of oxygen park,.....</b>	<b>31</b>
<b>9. PHOTOS OF HNB GARHWAL UNIVERSITY CAMPUS .....</b>	<b>32</b>
<b>10. ANNEXURE .....</b>	<b>48-64</b>


**Chauras Campus  
Srinagar**



**BGR Campus  
Pauri Garhwal**



**SRT Campus Tehri  
Garhwal**



## **About the University**

Hemwati Nandan Bahuguna Garhwal University was established as a State University vide U.P. State Government notification no. (10)/ (865)/15/ (75)(85)/64 dated 23 November 1973. It has a rare distinction of taking birth through a powerful popular movement during early seventies in the last century. This movement symbolized the hopes and aspirations of the masses of the region of Garhwal for the development through higher education. The people of this mountainous region agitated for opening a university at this small but historic semi-rural town of Srinagar. It was an expression of the quest for empowering their future generations for overcoming endemic economic and social backwardness, geographic and environmental constraints.

The university was converted to a Central University on 15th January 2009 by an Act of Parliament i.e., the Central Universities Act 2009. The University, thus been entrusted with new responsibilities to guide its students, faculty and all other stakeholders to achieve excellence in academics and strive for all round development of the students. Since its inception, the University has shown commitment towards regional and community development which is inherent in its teaching courses, research agenda and other outreach and extension initiatives.

The University has three Campuses distantly located from each other - Birla Campus, Srinagar Garhwal with its extension at Chauras Campus, B. Gopal Reddy (BGR) Campus, Pauri and Swami Ram Teerth (SRT) Campus, Badshahithaul, Tehri.



Prof. Annpurna Nautiyal

## Foreword

The “Green Campus” concept provides an opportunity to educational institutions particularly Universities to take the lead in rethinking its environmental culture and developing new paradigms for addressing issues of local and regional importance. A green campus is a place where environmentally responsible practices and education go hand-in-hand leading to environmentally responsible students and citizens those set examples for rest of the society. This also requires peer learning, earning-through- practices and inclusive knowledge use, which form the basis for bringing transformative changes in the overall quality of surrounding environment.

The development of green campus is geared towards an overall goal that demonstrates academic commitment and wise planning reflected in an environment-friendly campus administration different from other institutions by performing green functions linked with the concept of sustainable development goals (SDGs). Greening the campus is about discarding unsustainable practices and ushering into positive changes. Many of these changes address the issues such as energy use and conservation, wasteland land restoration through ecosystem approaches, air quality maintenance, integrated solid waste management, reducing paper waste, roof-top rain water harvesting its purification and use, ground and waste water conservation/management, procuring environment-friendly products, use and creation of environment-friendly facilities and environmentally sound education etc. The concept of 4 R’s (reuse, reduce, recycle and regenerate) is applied in every actions and programmes of the University colleges and affiliate bodies. Inculcating a concept of reducing the ecological footprints should be the overall aim of such an effort.

The green campus initiatives taken by the HNB Garhwal University has been advocated among the students, faculty and other staff for making the University Campuses green and environment-friendly that leaves a permanent imprint into the young minds, particularly the students. However, for successful implementation of the green campus approaches and practices determination and long-term commitment on the part of entire green campus community is required that includes students, researchers, faculty and policy planners of the University. I congratulate the team of authors of this document and hope that this document will serve as a benchmark to support the design of successful actions and strategies for maintaining sustainable, eco-friendly and smart green campuses in this University and the regional institutions as well.

A handwritten signature in black ink, appearing to read 'Annpurna'.

Professor Annpurna Nautiyal,  
Vice Chancellor,  
HNBGU

## Preface

The United Nations Decade on Ecosystem Restoration (2021– 2030) calls for ramping up ecological restoration to save mankind from intertwined problems of climate change, biodiversity loss, poverty, and inequalities. Life on earth is deteriorating fast worldwide, and it is clear that without harnessing the potential of natural resources in a sustainable way it is not possible to moderate climate extremes, reverse biodiversity loss and control air and water pollution and maintain the overall quality of our mother earth. Ecosystem restoration and other eco- friendly solutions can deliver desirable results to improve the environmental health and human well-being.

In this regard the Green Campus concept provides an opportunity to educational institutions, particularly universities to take the lead in rethinking its environment-friendly culture and developing new paradigms to offer sustainable solutions locally those have regional, national and even global implications. The concept of green campus development, in general, refers to development that pays attention to and takes into account environmental dimensions in overall activities of the Universities and creating an educational atmosphere blended with environmental consciousness among the students and other stakeholders.

The layout and condition of campus facilities and infrastructure that promotes, energy use and conservation, air and water quality maintenance, regulation of micro-climate within the campus, integrated solid waste management including paper waste from offices, air and water quality upkeep, use and efficient conservation and management of rain and waste water, purchase of environment-friendly supplies, use and creation of environmentally-friendly transportation facilities, and environmental education are some of the primary criteria for creating an environmentally-friendly campus.

The green campus initiatives taken by the HNBGU and scope for improvement has been advocated among the students, faculty and other staff of the University for making the University campus green and environment-friendly. However, for successful implementation of the green campus approaches, the strategies should be location-specific, climate resilient and sustainable in long-term, which in turn is dependent on a multidisciplinary interaction between the students, researchers, faculties, policy planners of the university and other stakeholders. Thus, the concept of green campuses can play a major role in crafting a vision of environmental consciousness among various sectors of the University community ecosystem leading to environmentally responsible citizens of future

### **Team Members**

**Prof. R. K Maikhuri, Convener**

**Prof. Munesh Kumar, Member**

**Dr. VijayKant Purohit, Member**

**Mr. M.P. Dobhal, Member**

## **Acknowledgment**

The team members of the university green campus would like to extend heartfelt thanks to Professor Annpurna Nautiyal, Hon'ble Vice Chancellor, HNBGU for her constant support and encouragement for developing green campus report. We express our sincere thanks to Professor C.M Sharma, Head, Department of Botany and Director, Chauras campus for kind support. We are very thankful to Prof. A.A. Bourai, (Director, SRT Campus), Prof. Prabhakar Badoni, (Director, BGR Campus), Prof. M.C. Purohit, Department of Chemistry, Pauri campus and Prof. Naresh Agarwal, Department of Zoology, Tehri campus for providing the green campus reports. kind support. We would also like to acknowledge the support and guidance of Professor M.C. Nautiyal, Director, HAPPRC for his valuable inputs. Our thanks to Mr. N.C. Khanduri, Assistant Engineer, HNBGU for providing valuable information/data regarding electricity production through solar panel. This report would have been impossible to compile with the limited resources and time available had it not been for the generous and dedicated efforts of team of department of Environmental Sciences (Mr. Suraj Chauhan, Mr. Ravindra Singh, Dr. Chandi Prasad, Mr. Akash Deep, Ms. Lalita Bisht, Mr. Ashok Kumar Meena, Mr. Akshay Saini, Dr. Girish Bhatt, Priyanka Baduni, Aaditi Kapoor, Pratima Das, Pijush Kanti Debberma, Suryakant, Ronak Verma, Sahil Kaushik, Aniket Bharti, Nikhil Ranjan Behera, Prashant Negi) and Department of Forestry and Natural Resources (Mr. Harish Arya), HNBGU for their support in field survey, data collection and campus photography. Last but not least, our greatest thanks go to the students of Center for Journalism and Mass Communication Mr. Anmol Bisht and Mr. Devendra Pundir as without their support and active participation this report could not have been completed.

# **1. INTRODUCTION**

The green audit aims to analyze environmental practices within and outside the university campuses, which will have an impact on the eco-friendly atmosphere. Green audit can be defined as systematic identification, quantification, recording, reporting and analysis of components of university environment. It was initiated with the motive of inspecting the effort within the institutions whose exercises can cause threat to the health of inhabitants and the environment. Through the green audit, a direction as how to improve the structure of environment and there are include several factors that have determined the growth of carried out the green audit.

## **NEED FOR GREEN AUDITING**

Green auditing is the process of identifying and determining whether institutions practices are eco-friendly and sustainable. Traditionally, we are good and efficient users of natural resources. But over the period of time excess use of resources like energy, water, are become habitual for everyone especially, in common areas. Now, it is necessary to check whether our processes are consuming more than required resources? Whether we are handling resources carefully? Green audit regulates all such practices and gives an efficient way of natural resource utilization. In the era of climate change and resource depletion it is necessary to verify the processes and convert it in to green and clean one. Green audit provides an approach for it. It also increases overall consciousness among the people working in institution towards an environment.

## **GOALS OF GREEN AUDIT**

University has conducted a green audit with specific goals as:

1. Identification and documentation of green practices followed by university.
2. Identify strength and weakness in green practices.
3. Analyze and suggest solution for problems identified.

4. Assess facility of different types of waste management.
5. Increase environmental awareness throughout campus
6. Identify and assess environmental risk.
7. Motivates staff for optimized sustainable use of available resources.
8. The long-term goal of the environmental audit program is to collect baseline data of environmental parameters and resolve environmental issue before they become problem.

## **OBJECTIVES OF GREEN AUDIT**

1. To examine the current practices, which can impact on environment such as of resource utilization, wastemanagement etc.
2. To identify and analyze significant environmental issues.
3. Setup goal, vision, and mission for green practices in campus.
4. Establish and implement Environment Management in various departments.
5. Continuous assessment for betterment in performance in green auditing.

## **BENEFITS OF GREEN AUDIT TO EDUCATIONAL INSTITUTIONS**

There are many advantages of green audit to an Educational Institute:

1. It would help to protect the environment in and around the campus.
2. Recognize the cost saving methods through waste minimization and energy conservation.
3. Empower the organization to frame a better environmental performance.
4. It portrays good image of institution through its clean and green campus.

Finally, it will help to build positive impression for through green initiatives the upcoming NAAC visit.



## **OBJECTIVE AND SCOPE**

The broad aims/benefits of the eco-auditing system would be

- Environmental education through systematic environmental management approach
- Improving environmental standards
- Benchmarking for environmental protection initiatives
- Sustainable use of natural resource in the campus.
- Financial savings through a reduction in resource use
- Curriculum enrichment through practical experience
- Development of ownership, personal and social responsibility for the University campus and its environment.
- Enhancement of College profile
- Developing an environmental ethic and value systems in young people

## **2. EXECUTIVE SUMMARY**

An environmental audit is a snapshot in time, in which one assesses campus performance in complying with applicable environmental laws and regulations. Though a helpful benchmark, the audit almost immediately becomes outdated unless there is some mechanism in place to continue the effort of monitoring environmental compliance.

This audit report contains observations and recommendations for improvement of environmental consciousness.

### 3. HNBSU INFRASTRUCTURE

#### Biodiversity of the University

The University campus, HNB Garhwal University is rich in floral diversity which mainly includes a variety of species of trees, shrubs, herbs, climbers and others including important faunal species such as reptile, butterfly, insects, spider and birds, etc. In different locations (i.e., Forestry Research Centre (FRC), High Altitude Plant Physiology Research Centre (HAPPRC), Birla Campus, Chitra garden, Teacher's Colony, Girls Hostels, Chauras Campus) of the University (including residential area of faculty & staff) a total of 5375 trees has been reported from the campus. Among the campus locations, the dominant trees reported were *Dalbergia sissoo*, *Albizia lebbeck*, *Grevillea robusta*, *Leucaena leucocephala*, *Mangifera indica*, *Melia azedarach*, *Polyalthia longifolia*, *Terminalia bellerica* etc. The details of trees reported from the campus locations are shown in **Table-1. Besides, 855 tree species has been reported from the Pauri campus and about 300 tree species reported from the Tehri campus of the HNBSU (Pl. see annexure no. 9 & 10).**

**Table-1. Diversity of trees planted/growing naturally in the University campus**

SN	Scientific name	Common Name	Chauras	Girl's hostel	FRC	HAPPRC	CHITRA
1.	<i>Acacia catechu</i>	Khair	4	-	-	14	-
2.	<i>Actinidia deliciosa</i>	Kiwi	-	-	-	-	25
3.	<i>Adina cordifolia</i>	Karma	1	-	-	30	-
4.	<i>Aegle marmelos</i>	Bael	13	-	-	-	-
5.	<i>Aesculus indica</i>	Himalyan chestnut	-	-	-	1	-
6.	<i>Aesculus carnea</i>	Red horse-Chestnut	1	-	-	-	-
7.	<i>Albizia lebbek</i>	Sirish	59	-	183	33	-
8.	<i>Albizia procera</i>	White siris	28	2	48	-	-
9.	<i>Albizia stipulate</i>	Shirish	-	-	-	25	-
10.	<i>Alstonia scholaris</i>	Indian pulai	2	-	-	-	-
11.	<i>Araucaria columnaris</i>	Monkey puzzle	-	-	-	4	-
12.	<i>Artocarpus heterophyllus</i>	Kathal	4	-	1	-	5
13.	<i>Azadiracta indica</i>	Neem	8	2	-	-	-
14.	<i>Bahuniavahlilii</i>	Maloo	-	-	-	-	1
15.	<i>Bahunia variegata</i>	Gural	28	2	7	27	-
16.	<i>Bassia butyracea</i>	Chiuri	-	-	-	37	-
17.	<i>Biontaorianteris</i>	Morpankhi	36	3	-	-	-
18.	<i>Bombax ceiba</i>	Semal	14	-	49	15	-
19.	<i>Bougainvillea glabra</i>	Bougainvillea	-	-	-	1	-
20.	<i>Broussonetiapapyrifera</i>	Paper mulberry	-	-	-	33	-
21.	<i>Callistemon citrinus</i>	Lemon bottlebrush	27	-	-	-	-
22.	<i>Caryota urens</i>	Fishtail palm	9	-	-	-	-
23.	<i>Casia fistula</i>	Amltas	15	-	-	1	-
24.	<i>Celtis australis</i>	Kharik	-	-	-	36	34
25.	<i>Cinnamomum tamala</i>	Tejpat	-	-	-	16	120
26.	<i>Citrus limon</i>	Nimbu/ Lemon	-	-	-	-	32
27.	<i>Citrus medica</i>	Fingers citron	1	-	-	-	-
28.	<i>Citrus sinensis</i>	Malta	-	-	-	4	26
29.	<i>Cordia myxa</i>	Lasoda	-	-	-	3	5
30.	<i>Cupressus torulosa</i>	Surai	-	-	-	10	-
31.	<i>Dalbergia sissoo</i>	Shishum	156	-	136	34	-
32.	<i>Delonix regia</i>	Gulmohar	6	3	-	-	-
33.	<i>Dendrocalamusstrictus</i>	Bans	-	-	-	-	13
34.	<i>Diospyros kaki</i>	Persimmon	-	-	-	-	5
35.	<i>Durantaerecta</i>	Duranta	-	-	-	5	-
36.	<i>Elaeocarpus ganitrus</i>	Rudraksha	-	-	-	1	2
37.	<i>Emlicaofficianlis</i>	Amla	-	2	-	-	-
38.	<i>Eriobotrya japonica</i>	Loquat	-	-	-	3	6
39.	<i>Ficus auriculata</i>	Timla	-	-	-	11	-
40.	<i>Ficus bengalensis</i>	Bargad	-	-	-	1	-
41.	<i>Ficus benjamina</i>	Weeping fig	3	-	-	-	-
42.	<i>Ficus carica</i>	Bedu	4	-	-	-	-
43.	<i>Ficus elastic</i>	Rubber plant	-	-	-	2	-
44.	<i>Ficus semicordata</i>	Khaina	-	-	-	2	1
45.	<i>Ficus glomerata</i>	Gular	-	-	-	8	-
46.	<i>Ficus palmate</i>	Bedu	-	-	-	2	-
47.	<i>Ficus racemosa</i>	Anjir	-	-	-	3	2
48.	<i>Ficus religiosa</i>	Pipal	-	-	-	1	2
49.	<i>Gmelina arborea</i>	Maliana	9	-	-	-	-
50.	<i>Grevillea robusta</i>	Silver oak	38	1	24	44	18
51.	<i>Grewia optiva</i>	Bhimal	-	-	-	12	16
52.	<i>Hibiscus elatus</i>	Mahoe	-	-	-	6	-
53.	<i>Hibiscus rosasinensis</i>	Gudhal	-	-	-	2	-
54.	<i>Holoptelea integrifolia</i>	Chilbil	28	-	-	1	-
55.	<i>Jacaranda mimosifolia</i>	Jacaranda	38	-	-	38	94

56.	<i>Jatropha curcas</i>	Physic nut	1	-	-	-	-
57.	<i>Lagerstroemia indica</i>	Crape myrtle	-	-	-	21	-
58.	<i>Lerchialonigenosa</i>	Lambpatya	-	-	-	-	8
59.	<i>Leucaena leucocephala</i>	Subabul	59	-	38	-	-
60.	<i>Litchi chinensis</i>	Litchi	-	-	-	-	19
61.	<i>Livistona chinensis</i>	Fountain palm	-	-	-	6	-
62.	<i>Mallotusphilippinensis</i>	Kamala (Shendri)	19	-	-	15	-
63.	<i>Malus domestica</i>	Apple	-	-	-	-	180
64.	<i>Mangifera indica</i>	Aam	49	5	16	12	24
65.	<i>Melia azedarach</i>	Dainkan	67	8	35	26	180
66.	<i>Melia dubia</i>	Malabar Neem	8	-	-	-	-
67.	<i>Morus alba</i>	Mulberry	16	7	9	9	594
68.	<i>Myrica esculenta</i>	Kafal	-	-	-	1	-
69.	<i>Neolisteacuiipala</i>	Neoistea	-	-	-	42	-
70.	<i>Nerium oleander</i>	Kaner	-	-	-	1	-
71.	<i>Oroxylum indicum</i>	Midnight Horror	1	-	-	-	-
72.	<i>Ougeiniadelbergiodes</i>	Sandan	-	-	-	11	10
73.	<i>Paulownia elongata</i>	Empress tree	4	-	-	-	-
74.	<i>Phyllanthus emblica</i>	Amla	53	-	-	2	70
75.	<i>Pinus roxburghii</i>	Chir-pine	5	-	-	34	-
76.	<i>Pisidium guajava</i>	Guava	4	2	8	1	34
77.	<i>Polyalthia longifolia</i>	Palm	113	7	-	-	-
78.	<i>Pongamia pinnata</i>	Karanja	23	-	-	11	-
79.	<i>Prunus armeniaca</i>	Apricot	-	-	-	-	16
80.	<i>Prunus cerasoides</i>	Padam	11	-	-	27	5
81.	<i>Prunus domestica</i>	Plum	-	-	-	-	45
82.	<i>Prunus persica</i>	Peach	31	-	-	16	-
83.	<i>Punica granatum</i>	Anar	-	-	-	-	18
84.	<i>Pyrus pashia</i>	Wild pear	23	-	-	21	10
85.	<i>Quercus glauca</i>	Falyant	-	-	-	25	3
86.	<i>Quercus leucotrichophora</i>	Oak	-	-	-	28	18
87.	<i>Quercus serrata</i>	Oak	-	-	-	15	4
88.	<i>Roystonea regia</i>	Florida Royal Palm	26	-	-	-	-
89.	<i>Santalum album,</i>	Sandalwood	-	-	-	12	-
90.	<i>Sapindusmukorossi</i>	Reetha	6	-	-	9	34
91.	<i>Syzygiumcumini</i>	Jamun	13	-	-	23	600
92.	<i>Tecoma stans</i>	Trumpet bush	8	10	-	-	-
93.	<i>Tectona grandis</i>	Sagan	3	-	-	-	-
94.	<i>Terminalia ballerica</i>	Bahera	42	-	39	-	14
95.	<i>Terminalia chebula</i>	Harred	-	-	25	-	28
96.	<i>Toona ciliate</i>	Toon	14	1	-	34	22
97.	<i>Vachellianilutica</i>	Babool	-	-	-	2	-
98.	<i>Zanthoxylumarmatum</i>	Timru	-	-	-	11	7
	<b>TOTAL</b>		<b>1131</b>	<b>55</b>	<b>618</b>	<b>881</b>	<b>2330</b>



**Wild life:** The wildlife frequently spotted and reported from the different locations of the campus includes Leopard, Jacal, rabbit, wild cock, Wild reptile (Gula), Monkey, etc. The all three campuses are also rich in bird diversity (Avi-fauna) and about more than 35 bird species have been reported from Chauras campus, 82 bird's species from Pauri campus and few bird species from Tehri campus (Table-2 and Figure 1).

**Pauri (BGR) campus**



**Tehri (SRT) campus**



**Table-2 Bird species (Avi-fauna) identified and documented from the University Green campus**

S.No.	English Name	Zoological Name	Hindi Name
1.	Jungle Bush Quil	<i>Perdieula asiatica</i>	जंगली लवा
2.	Black francolin	<i>Fracolinus francolinus</i>	काला तीतर
3.	Chukar	<i>Alectiris chukar</i>	चकोर
4.	Kalij pheasant	<i>Lophura leucomelanous</i>	सफेद चोरी कलीज
5.	Grey-headed woodpecker	<i>Picus canus</i>	सीलेटी सिर कठफोड़ा
6.	Himalayan Flameback	<i>Dinopium shorii</i>	हिमालायी अंगारा कठफोड़ा
7.	Great Barbet	<i>Megalaima virens</i>	त्रिहों बसंथा
8.	Blue Throated Barbet	<i>Megalaima asiatica</i>	नीलकण्ठ बसंथा
9.	Common Hoopoe	<i>Upupa epops</i>	हुदहुद
10.	Green Bee-eater	<i>Merops orientalis</i>	हरा पतरंग
11.	Rose-ringed Parakeet	<i>Psittacula krameri</i>	सामान्य तोता
12.	Jungle Owlet	<i>Glaucidium radiatum</i>	जंगली डुंडुल
13.	Rock Pigeon	<i>Columba livia</i>	सामान्य कबूतर
14.	Spotted Dove	<i>Streptopelia chinesis</i>	चितरोख फाखता
15.	Egyptian vulture	<i>Neophron percnopterus</i>	सफेद गिह
16.	Shikra	<i>Accipiter badius</i>	शिकरा
17.	Steppe Eagle	<i>Aquila nipalensis</i>	रगड़ ऊकाब
18.	Black Kite	<i>Milvus migrans</i>	सामान्य चील
19.	Long-tailed Shrike	<i>Lanius schach</i>	लंब पूँछ लहतोरा
20.	Red-billed Blue Magpie	<i>Urocissa erythroryncha</i>	लाल चोंच लमपूँछिया
21.	Long-tailed Minivet	<i>Pericrocotus ethologen</i>	छोटा पहाड़ी राजालाल
22.	Black Drongo	<i>Dicrurus macrocerus</i>	सामान्य भुजंगा
23.	Oriental Magpie Robin	<i>Copsychus saularis</i>	दयाल
24.	Indian Robin	<i>Saxicoloides fulicata</i>	कलचूरी
25.	Grey Bushchat	<i>Saxicola ferrea</i>	सुरमई झाड़ी पिदा
26.	Common Myna	<i>Acridotheres tristis</i>	देसी मैना
27.	Great Til	<i>Parus major</i>	सिलेरी राम गंगरा
28.	Himalayan Bulbul	<i>Pycnonotus leucogenys</i>	हिमालायी बुलबुल
29.	Red-vented Bulbul	<i>Pycnonotus cafer</i>	गुलदूम बुलबुल
30.	Streaked langhingthrush	<i>Garrulax lineatus</i>	मूस चिलचिल
31.	Purple sunbird	<i>Nectarisia asiatica</i>	बैगनी शकरखोरा
32.	Crimson sunbird	<i>Aethopyga siparaja</i>	सिपराजा शकरखोरा
33.	House sparrow	<i>Passer domesticus</i>	घरेलू गौरैया
34.	Russet Sparrow	<i>Passer rutilans</i>	लाल गौरैया
35.	Scaly-breasted munia	<i>Lonchura punctilata</i>	चिन्ती मुनिया

(Source: Dr B.S. Bhandari, Department of Botany, HNBGU).



An IGAC Initiative  
 Initiated by Dr. R. B. Bhandari, Department of Botany & Microbiology



## Estimation of the Carbon storage (carbon sink) in the University Campus

Among the locations in the University campus, the trees individuals, their biomass and carbon stock have been estimated & presented in the Table-3.

**Table-3 Estimation of tree biomass and carbon storage in the University campus**

Location	No. of Tree species	Total No. of trees	Total Biomass (ton)	Total Carbon (ton)	Total Carbon price (Rs. lakh)/year	*Carbon stock (ton/year)
Chauras Campus	39	1131	249.15	<b>124.57</b>	<b>6.85</b>	7.47
HAPPRC	62	881	150.67	<b>75.33</b>	<b>4.14</b>	5.82
Teacher Colony	17	277	125.06	<b>62.53</b>	<b>3.43</b>	1.83
FRC	13	618	124.61	<b>62.30</b>	<b>3.42</b>	4.10
Birla Campus	14	83	28.07	<b>14.03</b>	<b>0.77</b>	0.54
Girl's hostel	14	55	14.25	<b>7.12</b>	<b>0.39</b>	0.36
CHITRA*	43	2330	-	-	-	-
BGR campus, Pauri	37	855	-	-	<b>4.15</b>	5.84
SRT campus, Tehri	20	300			<b>3.80</b>	2.05
<b>Total</b>		<b>5375</b>	<b>691.81</b>	<b>345.88</b>	<b>26.97</b>	<b>28.01</b>

\*Source: Low carbon lifestyles. 2010. CEE Delhi, MEF&CC (Govt. of India), GEF & UNDP. ([www.ceeindia.org](http://www.ceeindia.org); [www.moe&fcc.nic.in](http://www.moe&fcc.nic.in)) (One tree can sequester anywhere between 3.66\* to 10 kg of carbon dioxide every year).

Since the plantation activities in Chitra garden were carried out very recently between 2020 to 2022 where a total of 2330 plants of different species (medicinal and aromatic, horticultural and multipurpose species) were planted and therefore, being a young plantation of two-three years, it was not considered for carbon stock estimation.

The carbon stock among the locations was reported maximum in the Chauras campus (7.47 ton/year) because of higher number of trees and biomass followed by HAPPRC (5.82 ton/year), Teachers colony, FRC, Birla campus and the minimum reported in Girl's hostel (0.36 ton/year). The carbon stock estimated about 5.84 and 2.05 respectively from the BGR and SRT campuses. The total carbon stock of all the locations and the campuses is reported about 28.01 ton/year which is equivalent to Rs.26.97 lakhs/year (Table-3).

**Table-4 soil properties and soil carbon storage in the University campus**

pH (1:2.5)	WHC (%)	BD (g cm <sup>-3</sup> )	SOC (%)	SOC (t/ha <sup>-1</sup> )
6.8	31.53	1.38	0.86	<b>23.28</b>

Among the soil properties, pH of soil reported slightly acidic (6.8) in nature, which is good for growing diverse plant species in the campus. Water holding capacity of soil showed its poor water retention capacity due to presence of large amount of sand & gravel and its porous nature. The bulk density of soil showed high compactness of soil. The soil organic carbon was reported 0.86% (**23.28 ton/ha**) which is quite poor and more enrichment of soil is required to improve the status of organic matter (Table-4).

## **Harnessing solar energy into electricity**

Solar energy is radiant light and heat from the Sun that is harnessed using a range of technologies such as solar power to generate electricity, solar thermal energy (including solar water heating), and solar architecture. Solar energy based decentralized and distributed applications have benefited millions of people in urban, semi urban, and rural landscapes in India by meeting their cooking, lighting and other energy needs in an environment friendly manner.

University has installed Solar panels to harness the solar energy in to electricity at Srinagar, Chauras and Tehri campuses. Besides, the solar heaters for water heating were installed in most of the Hostels of the University which help in reducing the dependency on electricity and consequently reducing the cost of electricity bills.

The solar panel installed in the rooftops of the buildings of different departments in three campuses (Tehri campus, Birla campus Srinagar and Chauras) generate about a total of 804421-unit (kWh) which is directly transmitted to the national grid. (For further detail please see the annexure 1,2,3, & 4).





**Table-4. Detail of electricity production from solar panel installed at three campuses (Tehri, Birla campus, Srinagar & Chauras)**

S.No.	Campus	Name of Building	Unit (in kWh)
1.	Tehri campus (28/08/2021) to 30/11/2022	Canteen area	33494.00
		Girls Hostel	
		Building of law	
2.	Srinagar campus 15/01/2022 to 02/12/2022	Admin Building	243893.00
		RC Building	
		School of Social Science	
3.	Chauras campus 15/01/2022 to 07/12/2022	Horticulture	527034.00
		Museum Building	
		Girls Hostel	
		Boys Hostel	
		Pharmaceutical Science Building	
		School of Commerce Building	
		Mass Communication	
		Engineering Building	
		Computer Science Building	
		Tourism Building	
<b>Grand total</b>			<b>804421/=00</b>

## **Solid waste management**

Waste, in simple terms, is any material that is no longer useful to us. It is what we discard or throw away after we have no use for it anymore. The waste mostly comes from classrooms, offices, laboratories, hostel kitchen/canteen, and school grounds. Different areas generate different kinds of waste. Solid wastes are generally of two kinds: (a) degradable organic matter (such as food waste, plant litter, cloth, paper, excreta, etc.) and (b) non-degradable matter (both mineral matter and organic matter) such as construction waste, metal cans, plastic, polythene, glass, etc.). The scavenger animals, fungi and bacteria can utilize and break down only the degradable organic matter into simple substances that return for nature's cycling. The non-degradable wastes accumulate on the land surface, and usually provide refuges to disease-causing and harmful organisms.

Waste is such a huge problem because we do not manage the waste we create. To begin with, it is a nuisance, an environmental hazard, and adversely affects green campus and surrounding natural environment. The sustainable solution to address the issue of waste is to begin by reducing waste in the first place, and forming new attitudes and habits regarding waste generation, management and disposal. In this regard we are creating awareness among the students to understand various aspects of waste and its management, and the necessary individual and collective efforts and actions needed in dealing with waste in campus and outside the campus.

Every department in the university have separate disposal bins for different kinds of wastes and placed at the proper location. In most of the places of the university campus as well as hostel kitchens/ canteen or other important places the waste generated usually segregated at the source into biodegradable and non-biodegradable in the disposal bins and further disposed properly at the required sites for the decomposition (bio-compost pits used for making manure) where signed board placed for the final disposal (Figs on page No. 23 & 24).

## **Water utilization, conservation and management**

Water plays a key role in shaping the land surface and regulating climate, and in the process of determining human civilization across the world. Water is important for human and wildlife. It is used in homes, agriculture, industries, for generating hydropower and many other purposes. It plays an important role in human health and sanitation. The total quantity of water available to us on this planet has remained constant. Much of this water has remained locked up in the oceans as saline water. The usable water which is the fresh water, is only a small fraction of the total pool. This comes largely in the form of rain, which gets stored in underground natural reservoirs, or stored aboveground as snow in the glaciers or in the mountain peaks, natural lakes and rivers/stream, or that stored for immediate use in human -managed ponds and wells are other sources available to us. Freshwater is what is available for human use in a broad sense, what is accessible to a given community is even more limited arising out of a variety of local circumstances. Unsustainable extraction of water and unscientific management practices is the root cause of depletion of the water resources.

It is important for us to become aware of this precious natural resource and therefore, students would understand and appreciate the interlinked dimensions of water which include access to water; its availability; its effect on health; its importance in sustainable development; to the significance of conserving it.

In the university particularly at Chauras campus we have installed and properly maintained the safe drinking water facilities at six places (water purifier). Besides, efforts have been made to harvest rain water from the rooftops or the ground by channelizing it to percolate into the soil or an underground tank. It is properly maintained and functional at five (5) different places in the campus (Figs on page No. 22).









## **Restoration and re-development of the damaged and sliding zone of the University stadium**


Uttarakhand disaster 2013 has been one of the worst disasters of the recent times in the region. Unprecedented rains (400 mm) for more than four days during mid-June 2013 resulted in flash floods followed by landslides at many places, killing more than 6000 pilgrims and tourists. Overflowing rivers destroyed many lodges/hotels, human settlements and thousands of hectares of agricultural and forest land. In addition, many of the public buildings, roads, power and telecommunication infrastructure, and other installations including a huge area of about 550 meter in length and 30 meter in width (**approximately 1.65 ha of the stadium and approach road) of the HNBGU stadium was washed away.** To control the further erosion and sliding of the university stadium the competent authority of the University (**Hon'ble Vice Chancellor**) with the support of Indian Railways Rishikesh Karnprayag project, took the big initiative to restore the sliding and eroded zone by using the excavated material (mug) from the railway tunnel near to Srikot as dumping materials. The eroded/damaged areas/zone of the stadium is near to completion stage and will be restore fully through the bio-engineering measures emphasizing more on plantation activities (using primary and secondary successional plant species such as herbs/grasses/shrubs/creepers and trees) following ecological restoration approaches. Once the restored site is properly labelled and managed, the stadium will be fully renovated and efforts is on way to bring it into its original conditions. This will bring new hope among the sports lovers of the Srinagar and adjoining areas and also provide easy road connectivity to everyone in the university as well as to the local people of Chauras. This coordinated efforts of the University and Indian Railways in restoring the sliding zone of the stadium is a herculean task which has not only saved an amount of **Rs. 80.00 crore of the Govt. of India but also** showed a unique example of working together for the common cause of the nation.



## 4. OUTREACH AND EXTENSION ACTIVITIES THROUGH GREEN CAMPUS INITIATIVES

### Department of Forestry and Natural Resources

Department of Forestry and Natural Resources is doing extensive work in the area of afforestation and plantation activities within and outside of the campus. The Department is providing seeds and planting material to various stockholder's and for afforestation programme activities and also sharing the package of practice and related knowledge to the the people. The Department has already developed a herbal garden of trees (i.e. *Terminalia chebula*, *Terminalia bellirica* and *Emblica officinalis*) with the aim to provide future demand of market and other purposes.



### Department of Horticulture

Department of Horticulture has also taken lot of initiative in the many programmes of the campus for their organic products. Department of Horticulture with their planted fruit trees (Mango, kino, kiwi, Guava etc.) is developing many organic products and selling to them in open market using the Hole mark of the University. The Department is actively participating



and planting various valuable species in the campus under Green Campus programme and providing species and knowledge to the farmers, institutions, colleges for plantations purposes



### **High Altitude Plant Physiology Research Centre (HAPPRC)**

HAPPRC, since its inception has been consistently undertaking fundamental and applied research on mountain plants focusing more on high altitude plants and the centre has established an Alpine Research Station at Tung Nath (3400 m altitude). Last so many years the HAPPRC is working on highly valued medicinal plants that are facing varying degree of threat and has developed the agro-technology of several highly valued endangered high altitude medicinal plant species. The centre has also successfully promoted cultivation of some of these species through transfer of technology and training to the farmers of the region and demonstration in farmers' field. **(Pl. see annexure no. 8).**





### **CHITRA Garden**

**Campus Horticulture Initiatives Through Reforming Activities (CHITRA)** is one of the notable initiatives has been taken by the university under the green campus and the major objectives behind the initiative is to develop the degraded /abandoned land into forest by planting diverse plant species having ecological and economic values. Besides, this initiative also adds aesthetic value of nature, increase calmness, improve physical health reduce loneliness, encourage social cohesion, culture and educational services. **About a total of 2330 plants of different species particularly medicinal and aromatic, horticultural and other multipurpose species were planted in the CHITRA garden between 2020 to 2022 (Pl. see annexure no. 5 & 6).**



## Department of Environmental Sciences



Department of Environmental Science is also conducting various awareness programmes in the campus and outside as well to keep environment healthy and free from all the pollutants thus creating a favorable healthy atmosphere for the students, teacher, staff and others in the campus. Recently a small afforestation programme/activity was conducted on the abandoned site lying in the department premise where about 80 trees of five different species such as amla, Tejpatta, citrus, jamun, behada were planted.

## Environmental Awareness programme



## **5. SUMMARY**

Green Audit is one of the important tools to check the balance of natural resources and its judicial use. Green auditing is the process of identifying and determining whether institutional practices are eco-friendly and sustainable. It is a process of regular identification, quantification, documenting, reporting and monitoring of environmentally important components in a specified area.

Hemvati Nandan Bahuguna University (HNBGU) has conducted a “Green Audit” in the academic year 2021-22. The main objective to carry out green audit is to check the green practices followed by HNBGU and to conduct a well-defined audit report to understand whether the HNBGU is on the track of sustainable development.

## **6. CONCLUSION**

From the green audit following are the conclusions, which can be taken for improvement in the campus.

- ❖ All departments generate paper waste. Especially, academic building is using more one paper for printing and writing is good practices.
- ❖ Food waste generated in campus is mostly from is collected from dining areas. The food waste is diverted to nearby farm.
- ❖ E- waste are segregated, handled and disposed properly in an eco-friendly manner.
- ❖ Reducing the use of one-time use plastic bottles, cups, folders, pens, bouquets, decorative items will be useful to solve the problem of plastic pollution to some extent.
- ❖ Rainwater is collected from rooftop to harvest for reuse in non-rainy season.

## **7. RECOMMENDATIONS**

Following are some of the key recommendations for improving campus environment:

- ❖ An environmental policy document has to be prepared with all the recommendations and current practice carried by HNBGU.
- ❖ A frequent visit should be conducted to ensure that the generated waste is measured, monitored and recorded regularly and information should be made available to administration.
- ❖ The solid waste should be reused or recycled at maximum possible places.

- ❖ Install a water meter to record water usage in the University premises

## **8. WAY FORWARD AND FUTURE SCOPE OF GREEN CAMPUS**

### **Way Forward**

The plantation of trees has been advocated among the students, faculty and other staff of the University for making the university campus green and environment friendly. However, for successful implementation, the strategies should be site-specific, climate resilient and long-term sustainable which in turn is dependent on a multidisciplinary interaction between the students, researchers, faculties and policy planners of the university. Thus, the concept of green campuses can play a major role in designing and maintaining sustainable, eco-friendly, climate resilient, smart green universities.

### **Future scope**

#### **Establishment of oxygen park,**

- ✚ Tree species having potential to sequester maximum co<sub>2</sub> need to be promoted and planted in the university campus and these includes Banyan Tree, Neem Tree, Peepal Tree, Arjuna Tree, Ashoka Tree, Indian Bael, Curry Tree, Saptarni Tree, Jamun Tree, Bamboo Tree, Snake Plant, Aloe Vera, Tulsi, Money plant, Lavender.
- ✚ The plantation of tree species with multipurpose values (fiber, fuel, fodder, minor timber, medicinal value, herbal garden, fruits, aesthetic value, etc. need to be encouraged.



## 9. PHOTOS OF HNB GARHWAL UNIVERSITY CAMPUS




**Photo plate 1- Showing photo of Shri Dev Suman Boys Hostel, Dr. Ambedkar Centre of Excellence, Department of Journalism and Mass Communication, Department of Tourism and Hospitality & School of Commerce**



**Photo plate 2- Showing photo of Department of History & Archaeology, Department of Physics and Chemistry & Himalayan Cultural building.**




**Photo plate 3- Showing photo of USIC building, Department of Rural Technology, Administrative building of Chauras Campus & Department of Geography.**



**Photo plate 4- Showing photo Department of Geology, Department of Botany, Fish hatchery, Department of Statistics & Department of Astrophysics.**



**Photo plate 5- Showing photo Girls Hostels (Mandakini, Yamuna, Ganga, Nanda Devi & Bhagirathi).**



**Photo plate 6- Showing photo Boys Hostel Chaukhamba, Central Library Chauras campus, Auditorium Chauras Campus, Birla campus, & Chauras campus canteen.**




**Photo plate 7- Showing photo Department of Environmental Sciences, Department of Forestry & Natural resources, Department of Horticulture & Department of Business Management.**



**Photo plate 8- Showing photo Department of Engineering, Department of Seed Sciences & Technology, Department of Yoga & B.Ed Ground Birla campus.**





**Photo plate 9- Showing photo Gymnasium Birla Campus, Parking Birla campus, Multipurpose Hall & Student Activity centre Birla campus.**



**Photo plate 10- Showing photo of Sports store, Canteen Birla campus, Department of Physical education & NSS vatika.**



**Photo plate 11- Showing photo of Department of Economics and Philosophy, Department of Political science and department defence and strategic strategies & Central Library of Birla campus.**



**Photo plate 12- Showing photo of Department of Vice Chancellor Office, Administrative Building, Silver Jubilee gate Birla campus and Trishul Boys Hostel.**



**Photo plate 13- Showing photo of University Canteen, Department of Computer science and engineering, Department of Pharmaceutical Sciences, Enquiry centre and administrative block.**



**Photo plate 14- Showing photo of administrative block Birla campus, Student Health Centre, Construction and maintenance department & Student facility Centre.**




Photo plate 15- Showing photo of Chitra Garden HNBGU Initiative.



**Photo plate 16- Showing photo of High-Altitude Plant Physiology Research Centre (HAPPRC) HNBGU.**



## 10. ANNEXURE

### Annexure-1

#### Details of Solar Plant Electricity Production at Tehri Campus

S. No.	Period	Name of the Building	Units (in kWh)
1	28-08-2021 to 13-12-2021	Canteen Area	150.00
		<b>Total</b>	<b>150.00</b>
2	18-04-2022 to 18-05-2022	Canteen Area	2501.00
		Girls Hostel	2381.00
		<b>Total</b>	<b>4882.00</b>
3	25-01-2022 to 08-06-2022	Canteen Area	595.00
		Girls Hostel	735.00
		Building of Law	23.00
		<b>Total</b>	<b>1352.00</b>
4	13-12-2022 to 18-04-2022	Canteen Area	2541.00
		Girls Hostel	2.50
		<b>Total</b>	<b>2543.50</b>
5	08-06-2022 to 05-07-2022	Canteen Area	1169.00
		Girls Hostel	3427.70
		Building of Law	2116.30
		<b>Total</b>	<b>6712.30</b>
6	09-07-2022 to 04-08-2022	Canteen Area	570.00
		Girls Hostel	1087.20
		Building of Law	1113.70
		<b>Total</b>	<b>2770.90</b>
7	04-08-2022 To 03-09-2022	Canteen Area	873.40
		Girls Hostel	1092.80
		Building of Law	1598.30
		<b>Total</b>	<b>3564.50</b>
8	10-10-2022 to 10-11-2022	Canteen Area	705.90
		Girls Hostel	1350.30
		Building of Law	1069.10
		<b>Total</b>	<b>3125.30</b>
9	03-09-2022 to 18-10-2022	Canteen Area	1244.10
		Girls Hostel	2467.60
		Building of Law	2130.50
		<b>Total</b>	<b>5842.20</b>
10	10-11-2022 to 30-11-2022	Canteen Area	633.30
		Girls Hostel	1058.90
		Building of Law	857.30
		<b>Total</b>	<b>2549.50</b>
		<b>G. Total</b>	<b>33,492.20</b>

### Annexure-2

#### Details of Solar Plant Electricity Production at Srinagar Campus

S. No.	Period	Name of the Building	Units (in kWh)
1	15-01-2022	Admin. Building	33242.00
		RC Building	13091.00
		School of Social Science	5700.00
		<b>Total</b>	<b>52033.00</b>
2	25-01-2022 to 08-06-2022	Admin. Building	49155.00
		RC Building	28731.00
		School of Social Science	9545.00
		<b>Total</b>	<b>87431.00</b>

		School of Social Science	1967.00
3	08-06-2022 to 05-07-2022	Admin. Building	10398.00
		RC Building	6467.00
		<b>Total</b>	<b>18832.00</b>
4	05-07-2022 to 03-08-2022	Admin. Building	10442.00
		RC Building	1695.00
		School of Social Science	2115.00
		<b>Total</b>	<b>14252.00</b>
5	03-08-2022 to 01-09-2022	Admin. Building	11691.00
		RC Building	6880.00
		School of Social Science	2042.00
		<b>Total</b>	<b>20613.00</b>
6	03-10-2022 to 03-11-2022	Admin. Building	11103.00
		RC Building	5264.00
		School of Social Science	2180.00
		<b>Total</b>	<b>18547.00</b>
7	01-09-202 to 03-10-2022	Admin. Building	10995.00
		RC Building	6062.00
		School of Social Science	1999.00
		<b>Total</b>	<b>19056.00</b>
8	03-11-2022 to 02-12-2022	Admin. Building	7622.00
		RC Building	3436.00
		School of Social Science	2071.00
		<b>Total</b>	<b>13129.00</b>
		<b>G. Total</b>	<b>243893.00</b>

## Annexure-3

## Details of Solar Plant Electricity Production at Chauras Campus

S. No.	Period	Name of the Building	Units (in kWh)
1	15-01-2022	Horticulture	8366.00
		Museum Building	14788.00
		Girls Hostel	5893.00
		Boys Hostel	10322.00
		Pharmaceutical Science Building	7402.00
		School of Commerce Building	6713.00
		Mass Communication	11370.00
		Engineering Building	31482.00
		Computer Science Building	6198.00
		<b>Total</b>	<b>4882.00</b>
2	25-01-2022 to 08-06-2022	Horticulture	24808.00
		Museum Building	33130.00
		Girls Hostel	10406.00
		Boys Hostel	19262.00
		Pharmaceutical Science Building	12603.00
		School of Commerce Building	20936.00
		Mass Communication	20316.00
		Engineering Building	65573.00
		Computer Science Building	14163.50
		Tourism Building	11636.70
<b>Total</b>	<b>232834.00</b>		
3	08-06-2022 to 05-07-2022	Horticulture	4999.00
		Museum Building	6676.00
		Girls Hostel	1961.00
		Boys Hostel	3895.00
		Pharmaceutical Science Building	2417.00
		School of Commerce Building	4278.00
		Mass Communication	4050.00
		Engineering Building	13880.00
		Computer Science Building	2553.90
		Tourism Building	2530.40
		<b>Total</b>	<b>47240.30</b>
4	05-07-2022 to 02-08-2022	Horticulture	4293.00
		Museum Building	6077.00
		Girls Hostel	1942.00
		Boys Hostel	3594.00
		Pharmaceutical Building	2830.00
		School of Commerce Building	3827.00
		Mass Communication	3625.00
		Engineering Building	12856.0
		Computer Science Building	2412.00
		Tourism Building	2065.00
<b>Total</b>	<b>43521.00</b>		
5	02-08-2022 to 01-09-2022	Horticulture	5607.00
		Museum Building	5152.00
		Girls Hostel	2032.00
		Boys Hostel	4329.00
		Pharmaceutical Building	0.00
		School of Commerce Building	4405.00
		Mass Communication	4497.00

		Engineering Building	15563.00
		Computer Science Building	2094.00
		Tourism Building	2523.00
		<b>Total</b>	<b>46202.00</b>
		<b>G. Total</b>	<b>374679.30</b>

## Annexure-4

## Details of Solar Plant Electricity Production at Chauras Campus

S. No.	Period	Name of the Building	Units (in kWh)
6	01-10-2022 to 03-11-2022	Horticulture	6048.00
		Museum Building	6700.00
		Girls Hostel	2233.00
		Boys Hostel	4420.00
		Pharmaceutical Building	8617.00
		School of Commerce Building	5183.00
		Mass Communication	4518.00
		Engineering Building	16112.00
		Computer Science Building	3060.10
		Tourism Building	2651.80
			<b>Total</b>
7	01-09-2022 to 01-10-2022	Horticulture	5197.00
		Museum Building	2902.00
		Girls Hostel	2044.00
		Boys Hostel	4064.00
		Pharmaceutical Building	6006.00
		School of Commerce Building	4605.00
		Mass Communication	4195.00
		Engineering Building	14888.00
		Computer Science Building	1098.90
		Tourism Building	2403.50
			<b>Total</b>
8	03-11-2022 to 07-12-2022	Horticulture	3619.00
		Museum Building	6169.00
		Girls Hostel	2191.00

		Boys Hostel	2488.00
		Pharmaceutical Building	7281.00
		School of Commerce Building	3686.00
		Mass Communication	3644.00
		Engineering Building	12422.00
		Computer Science Building	1752.90
		Tourism Building	2155.10
		<b>Total</b>	<b>45408.00</b>
		<b>G. Total</b>	<b>527033.60</b>

**List of trees planted (Forestry and Horticulture) at Chitra Garden (Bughani Road,  
Srinagar Garhwal) from July 2020.**

**Annexure-5**

**Trees Planted during 2020-2021 at Chitra Garden**

<b>Sr. No.</b>	<b>Local Name</b>	<b>Botanical Name</b>	<b>Family</b>	<b>No. of Plants</b>
<b>Medicinal and Aromatic Trees</b>				
1.	Amla	<i>Phyllanthus emblica</i>	Phyllanthaceae	70
2.	Bahera	<i>Terminalia bellirica</i>	Combretaceae	14
3.	Harad	<i>Terminalia chebula</i>	Combretaceae	28
4.	Reetha	<i>Sapindus mukorossi</i>	Sapindaceae	34
5.	Rudraksh	<i>Elaeocarpus ganitrus</i>	Elaeocarpaceae	02
6.	Tejpat	<i>Cinnamomum tamala</i>	Lauraceae	120
7.	Timru	<i>Zanthoxylum armatum</i>	Rutaceae	07
<b>Horticulture (Fruit Trees)</b>				
1.	Aam/Mango	<i>Mangifera indica</i>	Anacardiaceae	24
2.	Amrood/Guava	<i>Psidium guajava</i>	Myrtaceae	34
3.	Anar	<i>Punica granatum</i>	Punicaceae	10
4.	Jamun	<i>Syzygium cumini</i>	Myrtaceae	60
5.	Kathal	<i>Artocarpus heterophyllus</i>	Moraceae	05
6.	Lasoda	<i>Cordia myxa</i>	Boraginaceae	05
7.	Litchi	<i>Litchi chinensis</i>	Sapindaceae	19
8.	Loquat	<i>Eriobotrya japonica</i>	Rosaceae	06
9.	Malta	<i>Citrus sinensis</i>	Rutaceae	26
10.	Nimbu/lemon	<i>Citrus limon</i>	Rutaceae	32
11.	Sahtoot	<i>Morus alba</i>	Moraceae	59
				4
<b>Forest Trees</b>				
1.	Banj	<i>Quercus leucotrichophora</i>	Fagaceae	18
2.	Bans	<i>Dendrocalamus strictus</i>	Poaceae	13
3.	Bheemal	<i>Grewia optiva</i>	Malvaceae	16
4.	Decan	<i>Melia azedarach</i>	Meliaceae	18
5.	Fandyat	<i>Quercus sp.</i>	Fagaceae	03
6.	Jacrinda	<i>Jacaranda mimosifolia</i>	Bignoniaceae	94
7.	Khaina	<i>Ficus semicordata</i>	Moraceae	01
8.	Kharik	<i>Celtis australis</i>	Cannabaceae	14
9.	Lambpatya	<i>Lerchia lonigenosa</i>	-	08
10.	Maloo	<i>Bauhinia vahlii</i>	Caesalpiniaceae	01
11.	Manipuri Banj	<i>Quercus serrata</i>	Fagaceae	04

12.	Panya	<i>Prunus cerasoides</i>	Rosaceae	05
13.	Peepal	<i>Ficus religiosa</i>	Moraceae	02
14.	Sandan	<i>Ougeinia dalbergioides</i>	Fabaceae	10
15.	Silver Oak	<i>Grevillea robusta</i>	Proteaceae	18
16.	Timla	<i>Ficus racemosa</i>	Moraceae	02
17.	Toon	<i>Toona ciliata</i>	Meliaceae	22
<b>Total no. of saplings planted in 1 ha of land at Chitra Garden</b>				<b>2041</b>

#### Annexure-6

### Trees planted on experimental basis during February, 2021-2022

		<b>Botanical Name</b>	<b>Family</b>	<b>No. of Plants</b>
1.	Apple (Anna, Dorsett Golden, Gale Gala)	<i>Malus domestica</i>	<a href="#">Rosaceae</a>	80
2.	Apple (HARMN 99, Grafted)	<i>Malus domestica</i>	<a href="#">Rosaceae</a>	100
3.	Apricot (Ema, New Castel)	<i>Prunusarmeniaca</i>	<a href="#">Rosaceae</a>	16
4.	Pear (PekhamTriumph, Bagugosha)	<i>Pyrus spp.</i>	<a href="#">Rosaceae</a>	10
5.	Pomo (Kandhari)	<i>Punicagranatum</i>	<a href="#">Lythraceae</a>	8
6.	Plum (Black Amber, Daurte, Friar, Mariposa, Red Beaut, Santa Rosa)	<i>Prunusdomestica</i>	<a href="#">Rosaceae</a>	45
7.	Persimmon (Fuyu/Raw Eating)	<i>Diospyros kaki</i>	<a href="#">Ebenaceae</a>	05
8.	Kiwi (Allison, Hayward)	<i>Actinidiadeliciosa,</i>	Actinidiaceae	25
<b>Total no. of saplings planted in 1 ha of land at Chitra Garden</b>				<b>289</b>



## Trees planted at Chauras Campus (2021- 2022) under Green Initiatives

Sr.No.	Botanical Name	Common Name	Family	No. of Plants
1.	<i>Bahunia purperia</i>	Kachnar	Fabaceae /Leguminosae	10
2.	<i>Bahunia tomentosa</i>	PiliKachnar	Fabaceae /Leguminosae	20
3.	<i>Bahunia verigata</i>	Kachnar	Fabaceae /Leguminosae	10
4.	<i>Callistemon viminalis</i>	Botel Brush	Myrtaceae	15
5.	<i>Cassia fistula</i>	Amaltash	Leguminosae/ Caesalpiniaceae/Fabaceae	20
6.	<i>Cordia dichotoma</i>	Lashoda	<i>Boraginaceae</i>	10
7.	<i>Jacaranda mimosaeifolia</i>	Jakrenda	<a href="#">Bignoniaceae</a>	20
8.	<i>Lagerstroemia speciosa</i>	Dhousi	<a href="#">Lythraceae</a>	30
9.	<i>Plumeria rubra</i>	Pulmeria	Apocynaceae	20
10.	<i>Koelreuteria paniculata</i>	Golden rain tree	Sapindaceae	20
11.	<i>Lagerstroemia indica</i>	Saawni	Lythraceae	50
12.	<i>Ficus carica</i>	Anjeer	Moraceae	15
13.	<i>Moringa</i>	Sahjan	Moringaceae	15
14.	<i>Almonda blanchetii</i>	Almonda	Apocynaceae	20
15.	<i>Ceasalpenia pulcherrima</i>	Chotigulmohar	<a href="#">Fabaceae</a>	15
16.	<i>Mussaenda erythrophylla</i>	Musanda	Rubiaceae	05
17.	<i>Geranium</i>	Geranium	Geraniaceae	20
18.	<i>Punica granatum</i>	Anaar	<a href="#">Lythraceae</a>	20
19.	<i>Psidium gujava</i>	Amrood	<a href="#">Myrtaceae</a>	20
20.	<i>Artocarpus heterophyllus</i>	Kathal	<a href="#">Moraceae</a>	10
21.	<i>Michalia fuskata</i>	Chotichampa	Magnoliaceae	10
22.	<i>Azadarica indica</i>	Neem	Meliaceae	10
23.	<i>Eleocarpus genitrus</i>	Rudraksh	Elaeocarpaceae	10
24.	<i>Francesia</i>	Francesia	Solanaceae	10
25.	<i>Ervatamia divaricata</i>	Chandni Hara	<a href="#">Apocynaceae</a>	10
26.	<i>Euforbia cotonifolia</i>	Euphorbia	<a href="#">Euphorbiaceae</a>	10
27.	<i>Hibiscus mutabillis</i>	Domia	<a href="#">Malvaceae</a>	10
28.	<i>Melaleuca</i>	Copper plant	<a href="#">Myrtaceae</a>	10
29.	<i>Podocarpus chinensis</i>	Podocarpus	Podocarpaceae	10
30.	<i>Pterospermum acerifolium</i>	KanakChampa	<a href="#">Malvaceae</a>	10
31.	<i>Castano spermum</i>	Kestonspermum	Fabaceae or Leguminosae	10
32.	<i>Putranjiva roxburghaii</i>	Putranjiwa	<a href="#">Putranjivaceae</a>	10
33.	<i>Delonix regia</i>	Gulmohar	<a href="#">Fabaceae</a>	10
34.	<i>Salix babylonica</i>	Majnu Tree	Salicaceae	10
35.	<i>Salix tetrasperma</i>	Indian willow	Salicaceae	10
36.	<i>Dendrocalmus strictus</i>	Lathi Bans	<a href="#">Poaceae</a>	10
37.	<i>Bambus vulgaris wamin</i>	Lota Bans	<a href="#">Poaceae</a>	10
38.	<i>Bambusa vulgaris striata</i>	Pila Bans	<a href="#">Poaceae</a>	05
				<b>540</b>

**TREE GERMPLASM AVAILABLE IN HIGH ALTITUDE PLANT  
PHYSIOLOGY RESEARCH CENTRE**

S.No.	Common name	Botanical name	Family	Available numbers
1	Jacaranda	<i>Jacaranda mimosifolia</i>	Bignoniaceae	15
2	Shirish	<i>Albizia stipulata</i>	Fabaceae	10
3	Kharik	<i>Celtis australis</i>	Cannabaceae	
4	Silver oak	<i>Grevillea robusta</i>	Proteaceae	22
5	Tejpat	<i>Cinnamomum tamala</i>	Lauraceae	15
6	Wild pear	<i>Pyrus pashia</i>	Rosaceae	16
7	Babool	<i>Vachellia nilotica</i>	Fabaceae	2
8	Mango	<i>Mangifera indica</i>	Anacardiaceae	5
9	Padam	<i>Prunus cerasoides</i>	Rosaceae	12
10	Bhimal	<i>Grewia optiva</i>	Tiliaceae	2
11	Reetha	<i>Sapindus mukorossi</i>	Sapindaceae	6
12	Khair	<i>Acacia catechu</i>	Fabaceae	4
13	Karma	<i>Adina cordifolia</i>	Rubiaceae	30
14	Himalyan chestnut	<i>Aesculus indica</i>	Sapindaceae	1
15	Amla	<i>Phyllanthus emblica</i>	Phyllanthaceae	2
16	Timla	<i>Ficus auriculata</i>	Moraceae	5
17	Bedu	<i>Ficus palmata</i>	Moraceae	2
18	Pipal	<i>Ficus religiosa</i>	Moraceae	1
19	Bargad	<i>Ficus bengalensis</i>	Moraceae	1
20	Khaina	<i>Ficus semicordata</i>	Moraceae	2
21	Gular	<i>Ficus glomerata</i>	Moraceae	8
22	Anjir	<i>Ficus racemosa</i>	Moraceae	3
23	Amaltas	<i>Cassia fistula</i>	Fabaceae	1
24	Semal	<i>Bombex ceiba</i>	Malvaceae	5
25	Sandalwood	<i>Santalum album,</i>	Santalaceae	10
26	Jamun	<i>Syzygium cumini</i>	Myrtaceae	13
27	Mulberry	<i>Morus alba</i>	Moraceae	4
28	Kafal	<i>Myrica esculenta</i>	Myricaceae	1
29	Sandan	<i>Ougeinia delbergiodes</i>	Papilionaceae	6
30	Chilbil	<i>Holoptelea integrifolia</i>	Ulmaceae	1
31	Kamala (shendri)	<i>Mallotus philippinensis</i>	Euphorbiaceae	5
32	Dainkan	<i>Melia azedarach</i>	Meliaceae	6

33	Curry leaf	<i>Murrayakoenigii</i>	Rutaceae	20
34	Kachnar	<i>Bauhinia variegata</i>	Fabaceae	7
35	Toon	<i>Toonaciliata</i>	Meliaceae	14
36	Lasoda	<i>Cordiamyxa</i>	Boraginaceae	3
37	Shisham	<i>Delbergiasissoo</i>	Fabaceae	20
38	Mahoe	<i>Hibiscus elatus</i>	Malvaceae	6
39	Falyant	<i>Quercusglauca</i>	Fagaceae	25
40	Oak	<i>Quercusserrata</i>	Fagaceae	5
41	Oak	<i>Quercusleucotrichophora</i>	Fagaceae	8
42	Neoistea	<i>Neolisteacuipala</i>	Lauraceae	27
43	Timru	<i>Zanthoxylumarmatum</i>	Rutaceae	6
44	Pine	<i>Pinusroxburghii</i>	Pinaceae	-
45	Surai	<i>Cupressustorulosa</i>	Cupressaceae	10
46	Ringalu	<i>Drepanostachyumfalcatum</i>	Poaceae	2
47	Parijat	<i>Nyctanthes arbor-tristis</i>	Oleaceae	2
48	Guava	<i>Psidiumguajava</i>	Myrtaceae	1
49	Kaner	<i>Nerium oleander</i>	Apocynaceae	1
50	Gudhal	<i>Hibiscus rosasinensis</i>	Malvaceae	2
51	Karanja	<i>Pongamiapinnata</i>	Fabaceae	1
52	Monkey puzzle	<i>Araucaria columnaris</i>	Araucariaceae	4
53	Malta	<i>Citrus sinensis</i>	Rutaceae	4
54	Bougainvillea	<i>Bougainvillea glabra</i>	Bougainvilleae	1
55	Peach	<i>Prunuspersica</i>	Rosaceae	6
56	Loquat	<i>Eriobotrya japonica</i>	Rosaceae	3
57	Rudraksha	<i>Elaeocarpusganitrus</i>	Elaeocarpaceae	1
58	Castor	<i>Ricinuscommunis</i>	Euphorbiaceae	1
59	Apple	<i>Malusdomestica</i>	Rosaceae	20
60	Crape myrtle	<i>Lagerstroemia indica</i>	Lythraceae	1
61	Paper mulberry	<i>Broussonetiapapyrifera</i>	Moraceae	
62	A1	<i>Unidentified plant</i>		
63	Juniper	<i>Juniper spp.</i>	Cupressaceae	
64	Duranta	<i>Durantaerecta</i>	Verbenaceae	-
65	Rubber plant	<i>Ficuselastica</i>	Moraceae	2
66	Yellow bells	<i>Tecomastans</i>	Bignoniaceae	1
67	Gardenia	<i>Gardenia jasminoides</i>	Rubiaceae	1

68	Ponytail palm	<i>Beaucarnearecurvata</i>	Asparagaceae	1
69	Sandan	<i>Ougeniaoojeinesis</i>	Fabaceae	-
70	Fountain palm	<i>Livistonachinensis</i>	Palmae	2
71	Chiuri	<i>Bassiabutyracea</i>	Sapotaceae	
Tota 1				433

S.No.	Plant detail	Total
1	Total number of plants	433
2	Total number of species	71
3	Total number of family	34

- **Number of species in family**

S.No.	Family	Total
1	Bignoniaceae	2
2	Fabaceae	7
3	Cannabaceae	1
4	Proteaceae	1
5	Lauraceae	2
6	Rosaceae	4
7	Tiliaceae	1
8	Sapindaceae	2
9	Rubiaceae	2
10	Phyllanthaceae	1
11	Moraceae	8
12	Malvaceae	3
13	Santalaceae	1
14	Myricaceae	2
15	Papilionaceae	1
16	Ulmaceae	1
17	Euphorbiaceae	2
18	Meliaceae	2
19	Rutaceae	3
20	Boraginaceae	1
21	Fagaceae	3
22	Pinaceae	1
23	Cupressaceae	1
24	Poaceae	1
25	Oleaceae	1

26	Apocynaceae	1
27	Araucariaceae	1
28	Bougainvilleae	1
29	Eleocarpaceae	1
30	Lythraceae	1
31	Asparagaceae	1
32	Palmae	1
33	Sapotaceae	1
34	Verbenaceae	1

#### Annexure-9

#### List of Tree Species of SRT (Tehri) Campus

S.No.	Name of family/species
1.	<i>Cedrela serrata</i> Royle
2.	<i>Euonymus pendulus</i> Wall. ex Roxb.
3.	<i>Acer oblongum</i> Wall. Ex DC.
4.	<i>Erythrina suberosa</i> Roxb.
5.	<i>Bauhinia racemosa</i> L.
6.	<i>Albizia chinensis</i> (Osbeck) Merrill
7.	<i>Prunus cerasoides</i> D.Don
8.	<i>Pyrus pashia</i> Buch.-Ham. ex D.Don
9.	<i>Punica granatum</i> L.
10.	<i>Benthamidia capitata</i> (Wall. ex Roxb.) Hara
11.	<i>Cornus macrophylla</i> Wallich
12.	<i>Lyonia ovalifolia</i> (Wallich) Drude
13.	<i>Rhododendron arboreum</i> Smith
14.	<i>Nyctanthes arbor-tristis</i> L.
15.	<i>Mallotus philippensis</i> (Lam.) Muell.-Arg.
16.	<i>Engelhardtia spicata</i> Leschenault ex Blume
17.	<i>Juglans regia</i> L.
18.	<i>Myrica esculenta</i> Buch.-Ham. ex D.Don
19.	<i>Quercus leucotrichophora</i> A. Camus
20.	<i>Pinus roxburghii</i> Sargent








#### Annexure-10

#### Diversity Of trees planted/Growing naturally in the BGR (Pauri) campus of university

S. No	Scientific Name	Local Name	Science, Low, Library and Boy's Hostel	Arts, Commerce and Admin Block	Education Block and Girls Hostel	Teachers and staff colony
1	<i>Pinus roxburghii</i> ,	Chir	40-50	30-40	20	60
2.	<i>Cedrus devdar</i>	Devdar	uncountable	100-110	30-50	20-30
3	<i>Cupressus torulosa</i>	Surai	40-50	50-60	30-40	30
4	<i>Myrica esculenta</i> ,	Kaphal	05-10	05	-	05-10
5	<i>Rhododendron arboretum</i> ,	Burans	10-20	-	-	-
6	<i>Quercus leucotrichophora</i> ,	Banj	10	20	-	05

7	<i>Quercus glauca</i>	Harinj	5	5	-	-
	<i>Quercus serrata</i>	Oak	7	-	4	-
7	<i>Prunus cerasoides</i>	Painya	-	-	20	50-100
8	<i>Juglans regia</i>	Akhrot	4-6	6-8	4	6
9	<i>Aesculus indica</i>	Pangar	-	5	-	-
10	<i>Alnus nepalensis</i>	Udish	-	4-8	-	-
11	<i>Celtis australis</i>	Kharik	-	-	3-7	10-20
12	<i>Cinnamomum tamala</i>	Tejpat	10	15-20	-	15-20
13	<i>Populus tremuloides</i>	Populus	-	-	-	3
14	<i>Ficus auriculata</i>	Timla	-	5	3	10-20
15	<i>Ficus carica</i>	Bedu	-	10	15	20-30
16	<i>Ficus semicordata</i>	Khaina	4	-	-	-
17	<i>Ficus cunia</i>					
18	<i>Ficus religiosa</i>	Pipal	-	1	-	1
19	<i>Citrus limon</i>	Nimbu/ Lemon	2	4	-	10
20	<i>Citrus medica</i>	Fingers citron				
21	<i>Citrus sinensis</i>	Malta	4	6	7	20-30
22	<i>Ficus racemosa</i>	Anjir	-	-	8	10
23	<i>Malus domestica</i>	Apple	-	9	-	30
24	<i>Prunus armeniaca</i>	Apricot	-	-	-	20
25	<i>Prunus cerasoides</i>	Padam	10-12	10-15	20-30	30
26	<i>Prunus domestica</i>	Plum	5-10	10	8-12	8-12
27	<i>Prunus persica</i>	Peach	-	-	-	10
28	<i>Punica granatum</i>	Anar	-	-	-	15
29	<i>Pyrus pashia</i>	Wild pear	5	5-10	3-6	5-10
30	<i>Sapindus mukorossi</i>	Reetha	-	3	-	-
31	<i>Toona ciliate</i>	Toon	-	5	4	6
32	<i>Ficus racemosa</i>	Umra	-	-	-	8
33.	<i>Pyrus pashia</i>	Melu	2	5	5-9	8
34.	<i>Punica granatum</i>	Dadim	-	-	-	6
35.	<i>Emblica officinale</i>	Amala	-	-	-	5
36.	<i>Cornus capitata</i>	Bhamora	4-8	-	-	-
37.	<i>Malus pumilo</i>	Apple	4	6	7	20-30

## Signature of Internal and External Team Member of Green Audit Committee

<b>Prof. R.K. Maikhuri, Convener</b>	
<b>Prof. Munesh Kumar, Member</b>	
<b>Dr. V.K. Prohit, Member</b>	
<b>Er M.P. Dobhal, Member</b>	
<b>Dr. D.K. Rana, Member</b>	
<b>Dr. J.P. Mehta, Member</b>	
<b>Dr. B.S Bhandari, Memer</b>	
<b>Dr Laxman Kandari</b>	
<b>Dr. J.S. Butola, Member</b>	
<b>Mr. Suraj Kumar Upadhyay External Member Industrial Safety and Environmental Technical Services-Ghaziabad</b>	

Certificate No. : 090411AQ01IE

# CERTIFICATE

This Certificate certifies that the Management System of

## INDUSTRIAL SAFETY AND ENVIRONMENTAL TECHNICAL SERVICES

ADDRESS :

1 ST KM STONE CHITAUNI- EDILPUR ROAD, KANTALPUR,  
ATRAULIA AZAMGARH-223223 (INDIA)

has been audited by CAPL and found to be in conformance  
with the requirements of the standard

# ISO 14001:2015

(Environment Management System)

This certificate is valid for the following scope

EHS TECHNICAL CONSULTANCY SERVICES AND TRADING OF  
ENVIRONMENTAL MONITORING INSTRUMENTS


*Initial Registration Date* : 17/02/2023  
*Certificate Valid Until* : 16/02/2026  
*Next audit due on* : 16/02/2024

*First Surveillance due on* : 16/02/2024  
*Second Surveillance due on* : 16/02/2025

*(continuation of this certificate is subject to maintenance of surveillance audits)*



(Scan to Verify)

  
Director



Criterion Assessment Private Limited (CAPL)

C-37/6, Paper Mill Colony, Nishatganj, Lucknow - 226006, Uttar Pradesh, India

This Certificate is intellectual Property of CAPL and can be maintained through surveillance and renewal audits. The accredited part of the above scope is monitored as per EGAC rules & regulations and unaccredited scope is maintained as per CAPL Management System Regulations.

The certificate can be verified on our official website [www.caplcerts.in](http://www.caplcerts.in)

CA-ADM-044 Rev 05 Effective Date : 20.06.2020





National Institutional Ranking Framework  
Ministry of Education  
Government of India



HOME

ABOUT NIRF

PARAMETERS

DOCUMENTS

RANKING

PUBLIC PERCEPTION

CONTACT

## India Rankings 2017: University (Rank-band: 151-200)

Institution list in alphabetical order

Name	City	State
AISECT University	Bhopal	Madhya Pradesh
Assam Don Bosco University	Azara	Assam
Berhampur University	Berhampur	Odisha
Central University of Himachal Pradesh	Dharamashala	Himachal Pradesh
Central University of Jammu	Jammu	Jammu & Kashmir
Central University of Karnataka	Gulbarga	Karnataka
Central University of Orissa	Koraput	Odisha
Central University of South Bihar	Patna	Bihar
Central University of Tamil Nadu	Tiruvavur	Tamil Nadu
Centurion University of Technology and Management	Paralakhemundi	Odisha
Chaudhary Devi Lal University Sirsa	Sirsa	Haryana
Christ University	Bengaluru	Karnataka
Deen Bandhu Chhotu Ram University of Sciences & Technology	Murthal	Haryana
Deen Dayal Upadhyay Gorakhpur University	Gorakhpur	Uttar Pradesh
Desh Bhagat University-Gobindgarh	Gobindgarh	Punjab
Dr. B. R. Ambedkar University	Etcherla	Andhra Pradesh
Dr. C.V. Raman University	Bilaspur	Chhattisgarh
Dravidian University	Kuppam	Andhra Pradesh
G L A University	Mathura	Uttar Pradesh
Ganpat University	Ganpat Vidyanagar	Gujarat
Guru Ghasidas Vishwavidyalaya	Bilaspur	Chhattisgarh
Hemwati Nandan Bahuguna Garhwal University	Garhwal	Uttarakhand
Hindustan Institute of Technology and Science	Chennai	Tamil Nadu
IIS University	Jaipur	Rajasthan
Jain Vishva Bharati Institute	Ladnun	Rajasthan
Krishna University	Machlilipatanam	Andhra Pradesh
Lingaya `s University	Faridabad	Haryana
Maharaja Sayajirao University of Baroda	Vadodara	Gujarat
Makhanlal Chaturvedi National University of Journalism and Communication	Bhopal	Madhya Pradesh
Manav Rachna International University	Faridabad	Haryana
Manipal University	Jaipur	Rajasthan
Noorul Islam Centre for Higher Education	Kanyakumari	Tamil Nadu
North Eastern Regional Institute of Science & Technology	Itanagar	Arunachal Pradesh
Pandit Deendayal Petroleum University	Gandhinagar	Gujarat
Rabindra Bharati University	Kolkata	West Bengal
RGUKT- RK Valley	Idupulapaya	Andhra Pradesh



Name	City	State
Sam Higginbottom Institute of Agriculture, Technology & Sciences	Allahabad	Uttar Pradesh
Sant Gadge Baba Amravati University	Amaravati	Maharashtra
Sharda University	Greater Noida	Uttar Pradesh
Sikkim University	Gangtok	Sikkim
Sir Padmapat Singhania University	Udaipur	Rajasthan
Swami Ramanand Teerth Marathwada University	Nanded	Maharashtra
Teerthanker Mahaveer University	Moradabad	Uttar Pradesh
The Indira Gandhi National Tribal University	Amarkantak	Madhya Pradesh
The LNM Institute of Information Technology	Jaipur	Rajasthan
Tripura University	Agartala	Tripura
Uka Tarsadia University	Bardoli	Gujarat
University of Kota	Kota	Rajasthan
Univesity of Gour Banga	Malda	West Bengal
Yogi Vemana University	Kadapa	Andhra Pradesh

[Home](#) | [About NIRF](#) | [Parameters](#) | [Documents](#) | [Ranking](#) | [Notification/Advt](#) | [Public Perception](#) | [Contact](#)

Copyright © 2017, National Institutional Ranking Framework (NIRF), MoE. All rights reserved.



**National Institutional Ranking Framework**  
Ministry of Human Resource Development  
Government of India



**Welcome to Data Capturing System: OVERALL**

**Institute ID:** IR-O-U-0557  
**Institute Name:** Hemwati Nandan Bahuguna Garhwal University  
**Full Report**

**Sanctioned (Approved) Intake**

Academic Year	2017-18	2016-17	2015-16	2014-15	2013-14	2012-13
UG [3 Years Program(s)]	5800	5614	5704	---	---	---
UG [4 Years Program(s)]: Sanctioned (approved) students intake	337	337	337	337	---	---
PG [2 Years Program(s)]	2932	2942	---	---	---	---
PG [3 Years Program(s)]	50	50	50	---	---	---
PG-Integrated	12	12	12	12	12	---

**Total Actual Student Strength (Program(s) Offered by Your Institution)**

(All programs of all years)	No. of Male Students	No. of Female Students	Total Students	Within State (Including male & female)	Outside State (Including male & female)	Outside Country (Including male & female)	Economically Backward (Including male & female)	Socially Challenged (SC+ST+OBC Including male & female)	No. of students receiving full tuition fee reimbursement from the State and Central Government	No. of students receiving full tuition fee reimbursement from Institution Funds	No. of students receiving full tuition fee reimbursement from the Private Bodies	No. of students who are not receiving full tuition fee reimbursement
UG [3 Years Program(s)]	3760	4126	7886	7833	53	0	19	1999	202	0	14	1802
UG [4 Years Program(s)]	680	322	1002	687	315	0	0	324	30	0	0	294
PG [2 Years Program(s)]	1462	1614	3076	2267	809	0	1	957	141	0	13	804
PG [3 Years Program(s)]	35	19	54	45	9	0	0	3	2	0	0	1
PG-Integrated	6	18	24	22	2	0	0	2	0	0	0	2

**Placement & Higher Studies**

**UG [3 Years Program(s)]: Placement & higher studies for previous 3 years**

Academic Year	No. of first year students intake in the year	No. of first year students admitted in the year	Academic Year	No. of students admitted through Lateral entry	Academic Year	No. of students graduating in minimum stipulated time	No. of students placed	Median salary of placed graduates (Amount in Rs.)	No. of students selected for Higher Studies
(2013-14)	3750	3144	(2014-15)	0	(2015-16)	1890	12	180000 (One lakh eighty thousand only)	562
(2014-15)	4622	2723	(2015-16)	0	(2016-17)	1871	13	192000 (One lakh ninety two thousand only)	524
(2015-16)	5704	3061	(2016-17)	0	(2017-18)	1564	0	0 (Zero)	728

**UG [4 Years Program(s)]: Placement & higher studies for previous 3 years**

Academic Year	No. of first year students intake in the year	No. of first year students admitted in the year	Academic Year	No. of students admitted through Lateral entry	Academic Year	No. of students graduating in minimum stipulated time	No. of students placed	Median salary of placed graduates (Amount in Rs.)	No. of students selected for Higher Studies
(2012-13)	337	326	(2013-14)	26	(2015-16)	270	0	0 (Zero)	43
(2013-14)	322	248	(2014-15)	25	(2016-17)	197	0	0 (Zero)	10
(2014-15)	337	253	(2015-16)	16	(2017-18)	206	0	0 (Zero)	51

PG [2 Years Program(s)]: Placement & higher studies for previous 3 years

Academic Year	No. of first year students intake in the year	No. of first year students admitted in the year	Academic Year	No. of students graduating in minimum stipulated time	No. of students placed	Median salary of placed graduates (Amount in Rs.)	No. of students selected for Higher Studies
(2014-15)	2450	1033	(2015-16)	687	4	282000 (Two lakh eighty two thousand only)	1
(2015-16)	2892	1642	(2016-17)	997	9	324000 (Three lakh twenty four thousand only)	78
(2016-17)	2942	1371	(2017-18)	1108	28	223380 (Two lakh twenty three thousand three hundred eight)	0

PG [3 Years Program(s)]: Placement & higher studies for previous 3 years

Academic Year	No. of first year students intake in the year	No. of first year students admitted in the year	Academic Year	No. of students admitted through Lateral entry	Academic Year	No. of students graduating in minimum stipulated time	No. of students placed	Median salary of placed graduates (Amount in Rs.)	No. of students selected for Higher Studies
(2013-14)	38	27	(2014-15)	0	(2015-16)	26	0	0 (Zero)	0
(2014-15)	38	30	(2015-16)	0	(2016-17)	30	0	0 (Zero)	0
(2015-16)	50	20	(2016-17)	0	(2017-18)	16	0	0 (Zero)	0

PG-Integrated [5 Years Program(s)]: Placement & higher studies for previous 3 years

Academic Year	No. of first year students intake in the year	No. of first year students admitted in the year	Academic Year	No. of students graduating in minimum stipulated time	No. of students placed	Median salary of placed graduates (Amount in Rs.)	No. of students selected for Higher Studies
(2011-12)	12	4	(2015-16)	4	0	0 (Zero)	0
(2012-13)	12	12	(2016-17)	10	0	0 (Zero)	0
(2013-14)	12	4	(2017-18)	3	0	0 (Zero)	0

Ph.D Student Details

Ph.D (Student pursuing doctoral program till 2017-18; Students admitted in the academic year 2018-19 should not be entered here.)

	Total Students
Full Time	392
Part Time	0

No. of Ph.D students graduated (including Integrated Ph.D)

	2017-18	2016-17	2016-17
Full Time	85	104	111
Part Time	0	0	0

Financial Resources: Utilised Amount for the Capital & Operational expenditure for previous 3 years

Financial Year	2017-18	2016-17	2015-16
	Utilised Amount	Utilised Amount	Utilised Amount
<b>Annual Capital Expenditure on Academic Activities and Resources (excluding expenditure on buildings)</b>			
Library	40815000 (Four crore eight lakh fifteen thousand only)	45449000 (Four crore fifty four lakh forty nine thousand )	51899000 (Five crore eighteen lakh ninety nine thousand only)
New Equipment for Laboratories	7505000 (Seventy five lakh five thousand only)	30516000 (Three crore five lakh sixteen thousand only)	25926000 (Two crore fifty nine lakh twenty six thousand only)
Engineering Workshops	0 (Zero)	0 (Zero)	0 (Zero)
Other expenditure on creation of Capital Assets (excluding expenditure on Land and Building)	1425000 (Fourteen lakh twenty five thousand only)	305786448 (Thirty crore fifty seven lakh eighty six thousand four hundred forty eight only)	83690908 (Eight crore thirty six lakh ninety thousand nine hundred eight only)
<b>Annual Operational Expenditure</b>			
Salaries (Teaching and Non Teaching staff)	821765777 (Eighty two crore seventeen lakh sixty five thousand seven hundred seventy seven only)	742512382 (Seven crore forty two lakh fifty one thousand two thousand three hundred eighty two only)	683413050 (Sixty eight crore thirty four lakh thirteen thousand fifty only)

Financial Year	2017-18	2016-17	2015-16
	Utilised Amount	Utilised Amount	Utilised Amount
Maintenance of Academic Infrastructure or consumables, other running expenditures etc. (excluding maintenance of hostels and allied services)	297367780 (Twenty nine crore seventy three lakh sixty seven thousand seven hundred eighty only)	170297321 (Seventeen crore two lakh ninety seven thousand three hundred twenty one)	188275592 (Eighteen crore eighty two lakh seventy five thousand five hundred ninety two only)
Seminars/Conferences/Workshops	1508397 (Fifteen lakh eight thousand three hundred ninety seven only)	329768 (Three lakh twenty nine thousand seven hundred sixty eight only)	657458 (Six lakh fifty seven thousand four hundred fifty eight only)

#### IPR

Calendar year	2017	2016	2015
No. of Patents Published	1	0	0
No. of Patents Granted	0	0	0

#### Sponsored Research Details

Financial Year	2017-18	2016-17	2015-16
Total no. of Sponsored Projects	34	15	11
Total no. of Funding Agencies	13	10	7
Total Amount Received (Amount in Rupees)	15906379	10257000	11284000
Amount Received in Words	One crore fifty nine lakh six thousand three hundred seventy nine only	One crore two lakh fifty seven thousand only	One crore twelve lakh eighty four thousand only

#### Consultancy Project Details

Financial Year	2017-18	2016-17	2015-16
Total no. of Consultancy Projects	2	4	3
Total no. of Client Organizations	2	4	3
Total Amount Received (Amount in Rupees)	1456000	3421917	2388810
Amount Received in Words	Fourteen lakh fifty six thousand only	Thirty four lakh twenty one thousand nine hundred seventeen only	Twenty three lakh eighty eight thousand eight hundred ten only

#### Executive Development Programs (Minimum one year duration)

Financial Year	2017-18	2016-17	2015-16
Total no. of Executive Development Programs	0	0	0
Total no. of Participants	0	0	0
Total Annual Earnings (Amount in Rupees)	0	0	0
Total Annual Earnings in Words	Zero	Zero	Zero

#### PCS Facilities: Facilities of physically challenged students

1. Do your institution buildings have Lifts/Ramps?	Yes, less than 40% of the buildings
2. Do your institution have provision for walking aids, including wheelchairs and transportation from one building to another for handicapped students?	Yes
3. Do your institution buildings have specially designed toilets for handicapped students?	Yes, less than 40% of the buildings

#### Faculty Details

1. How many faculty members of your institution have received highly reputed national/international awards/recognition from Central government agencies in the previous year (2017-18)?	
---	--

Srno	Name	Age	Designation	Gender	Qualification	Experience (In Months)	Is Associated Last Year	Currently working with institution?	Joining Date	Leaving Date	Association type
------	------	-----	-------------	--------	---------------	------------------------	-------------------------	-------------------------------------	--------------	--------------	------------------

1	NAUTIYAL MOHAN CHANDRA	59	Professor	Male	Ph.D	370	Yes	Yes	17-06-1987	---	Regular
2	PRATI PRASAD	60	Professor	Male	Ph.D	300	Yes	Yes	06-04-1993	---	Regular
3	CHAUHAN JAY SINGH	55	Professor	Male	Ph.D	340	Yes	Yes	17-12-1990	---	Regular
4	NEGI AJIT KUMAR	53	Associate Professor	Male	Ph.D	123	Yes	Yes	06-03-2007	---	Regular
5	CHAUHAN DHANPAL SINGH	49	Assistant Professor	Male	Ph.D	199	Yes	Yes	02-09-2002	---	Regular
6	NEGI RAJENDRA SINGH	53	Associate Professor	Male	Ph.D	340	Yes	Yes	02-09-2002	---	Regular
7	CHAMOLA BHAGWATI PRASAD	56	Assistant Professor	Male	Ph.D	199	Yes	Yes	04-09-2002	---	Regular
8	PHARTIYAL SHYAM SINGH	50	Assistant Professor	Male	Ph.D	131	Yes	Yes	21-05-2007	---	Regular
9	DASGUPTA SABYASACHI	43	Assistant Professor	Male	Ph.D	140	Yes	Yes	06-03-2007	---	Regular
10	KUMAR MUNESH	46	Assistant Professor	Male	Ph.D	132	Yes	Yes	02-04-2007	---	Regular
11	RANA DEEPAK KUMAR	41	Assistant Professor	Male	Ph.D	65	Yes	Yes	06-06-2013	---	Regular
12	PRABHA DEEPTI	37	Assistant Professor	Female	Ph.D	58	Yes	Yes	11-06-2013	---	Regular
13	CHANDRA HARISH	41	Assistant Professor	Male	Ph.D	106	Yes	Yes	26-07-2013	---	Regular
14	PATNI BABITA	32	Assistant Professor	Female	Ph.D	69	Yes	Yes	26-07-2013	---	Regular
15	SRIVASTAVA SANTOSH KUMAR	63	Professor	Male	Ph.D	477	Yes	Yes	07-01-1980	---	Regular
16	DANGWAL RAMESH CHANDRA	54	Professor	Male	Ph.D	372	Yes	Yes	13-04-1987	---	Regular
17	BISHT JANAK SINGH	62	Professor	Male	Ph.D	457	Yes	No	10-03-1980	08-12-2017	Regular
18	SHARMA VINOD CHANDRA	56	Professor	Male	Ph.D	336	Yes	Yes	15-04-1987	---	Regular
19	POKHRIYAL ASHOK KUMAR	54	Professor	Male	Ph.D	335	Yes	Yes	15-05-1991	---	Regular
20	PANDEY RAMSHARAN	53	Professor	Male	Ph.D	331	Yes	Yes	17-09-1991	---	Regular
21	DHYANI ATUL	51	Professor	Male	Ph.D	241	Yes	Yes	28-03-1998	---	Regular
22	RAWAT SAMPURAN SINGH	62	Professor	Male	Ph.D	449	Yes	Yes	19-11-1981	---	Regular
23	BAHUGUNA ARUN KUMAR	61	Professor	Male	Ph.D	407	Yes	Yes	04-05-1984	---	Regular
24	PANDEY SASHI KIRAN	65	Professor	Female	Ph.D	488	Yes	Yes	23-08-1977	---	Regular
25	JOSHI PRADEEP KUMAR	62	Professor	Male	Ph.D	442	Yes	Yes	16-06-1981	---	Regular
26	LAKHERA SHANTI KUMAR	63	Associate Professor	Male	Ph.D	372	Yes	Yes	01-04-1987	---	Regular
27	MAIKHURI RAMA	56	Professor	Female	Ph.D	340	Yes	Yes	22-12-1990	---	Regular
28	NAUTIYAL ANIL KUMAR	53	Associate Professor	Male	Ph.D	255	Yes	Yes	28-01-1987	---	Regular
29	KHANDURI GEETA	56	Associate Professor	Female	Ph.D	241	Yes	Yes	28-03-1998	---	Regular
30	DHAWAN SEEMA	50	Associate Professor	Female	Ph.D	73	Yes	Yes	20-03-2012	---	Regular
31	THAKUR GHANSHYAM SINGH	41	Assistant Professor	Male	Ph.D	77	Yes	Yes	27-11-2012	---	Regular
32	BETAL CHINTA HARAN	51	Assistant Professor	Male	Ph.D	76	Yes	Yes	03-12-2012	---	Regular
33	PANT MUKUL	40	Assistant Professor	Male	Ph.D	65	Yes	Yes	06-06-2013	---	Regular
34	KRISHNAKANT	35	Assistant Professor	Female	Ph.D	58	Yes	Yes	07-06-2013	---	Regular
35	SINGH RAMESH CHANDRA	37	Assistant Professor	Male	NET	58	Yes	Yes	07-06-2013	---	Regular
36	SINGH DEVENDRA	40	Assistant Professor	Male	NET	58	Yes	Yes	12-06-2013	---	Regular
37	YADAV HIRA LAL	35	Assistant Professor	Male	Ph.D	65	Yes	Yes	20-06-2013	---	Regular

38	SINGH JOSEPH	43	Assistant Professor	Male	Ph.D	68	Yes	Yes	07-08-2013	---	Regular
39	PANWAR NARAYAN SINGH	55	Professor	Male	Ph.D	382	Yes	Yes	27-12-1986	---	Regular
40	RAUTHAN MAN MOHAN SINGH	54	Professor	Male	Ph.D	206	Yes	Yes	07-02-2001	---	Regular
41	RAIWANI YADAV PRASAD	51	Associate Professor	Male	Ph.D	323	Yes	Yes	15-05-1991	---	Regular
42	THAPLIYAL MADHURA PRASAD	58	Associate Professor	Male	Ph.D	276	Yes	Yes	01-04-1995	---	Regular
43	KATHAIT GAMBHEER SINGH	32	Assistant Professor	Male	M.Tech	76	Yes	Yes	21-03-2012	---	Regular
44	RAWAL NARENDER	41	Assistant Professor	Male	Ph.D	73	Yes	Yes	21-03-2012	---	Regular
45	THAPLIYAL PRASHANT	30	Assistant Professor	Male	M.Tech	80	Yes	Yes	21-03-2012	---	Regular
46	BARTHWAL VARUN	33	Assistant Professor	Male	M.Tech	73	Yes	Yes	21-03-2012	---	Regular
47	PUNDIR YOGENDRA PRATAP	35	Assistant Professor	Male	M.Tech	80	Yes	Yes	21-03-2012	---	Regular
48	KUMAR KULDIP	35	Assistant Professor	Male	M.Tech	80	Yes	Yes	24-03-2012	---	Regular
49	ROHILLA VISHAL	36	Assistant Professor	Male	M.Tech	80	Yes	Yes	26-03-2012	---	Regular
50	BAHUGUNA ARUN SHEKHAR	39	Assistant Professor	Male	M.Tech	80	Yes	Yes	29-03-2012	---	Regular
51	BISWAS DON	32	Assistant Professor	Male	M.Tech	80	Yes	Yes	29-03-2012	---	Regular
52	GUPTA MANOJ KUMAR	45	Assistant Professor	Male	M.Tech	70	Yes	Yes	26-06-2012	---	Regular
53	GANGIL BRIJESH	40	Assistant Professor	Male	Ph.D	70	Yes	Yes	28-06-2012	---	Regular
54	TAMTA VINAY PRASAD	35	Assistant Professor	Male	M.Tech	77	Yes	Yes	19-11-2012	---	Regular
55	PANWAR RAM SINGH	62	Professor	Male	Ph.D	496	Yes	Yes	01-12-1977	---	Regular
56	RAWAT MADAN SWAROOP SINGH	57	Professor	Male	Ph.D	372	Yes	Yes	13-04-1987	---	Regular
57	CHAUNIYAL DEVI DUTT	64	Professor	Male	Ph.D	362	Yes	Yes	22-04-1987	---	Regular
58	RAWAT GOVIND SINGH	63	Professor	Male	Ph.D	446	Yes	Yes	07-02-1981	---	Regular
59	RANA RAJENDRA SINGH	59	Professor	Male	Ph.D	308	Yes	Yes	13-08-1993	---	Regular
60	NAINWAL HARISH CHANDRA	57	Professor	Male	Ph.D	336	Yes	Yes	24-04-1990	---	Regular
61	SUNDRIYAL YASHPAL	60	Professor	Male	Ph.D	336	Yes	Yes	24-04-1990	---	Regular
62	NAITHANI BHANU PRASAD	50	Associate Professor	Male	Ph.D	323	Yes	Yes	11-09-1991	---	Regular
63	PANWAR MOHAN SINGH	54	Associate Professor	Male	Ph.D	323	Yes	Yes	11-09-1991	---	Regular
64	NEGI MAHAVEER SINGH	55	Associate Professor	Male	Ph.D	331	Yes	Yes	11-09-1991	---	Regular
65	KUNWAR RAKESH CHANDRA SINGH	57	Associate Professor	Male	Ph.D	340	Yes	Yes	23-12-1990	---	Regular
66	CHAUHAN BHARTI	51	Associate Professor	Female	Ph.D	320	Yes	Yes	06-08-1992	---	Regular
67	BISHT MAHENDRA PRATAP SINGH	55	Associate Professor	Male	Ph.D	308	Yes	Yes	30-08-1993	---	Regular
68	LAKHERA LAXMI PRASAD	58	Assistant Professor	Male	Ph.D	221	Yes	Yes	08-11-2000	---	Regular
69	JOSHI D M	65	Professor	Male	Ph.D	525	Yes	No	22-08-1977	31-05-2018	Regular
70	JOSHI GEETA	64	Professor	Female	Ph.D	513	Yes	Yes	27-02-1976	---	Regular
71	GAIROLA RAJENDRA PRASAD	63	Professor	Male	Ph.D	497	Yes	Yes	01-11-1977	---	Regular
72	BHATT SUBHAS CHANDRA	58	Professor	Male	Ph.D	371	Yes	Yes	02-05-1987	---	Regular
73	UPADHAYAY TRILOK CHANDR	55	Professor	Male	Ph.D	323	Yes	Yes	15-05-1991	---	Regular
74	NEGI DARWAN SINGH	61	Professor	Male	Ph.D	393	Yes	Yes	28-07-1986	---	Regular

75	DIMRI RAMESH CHANDRA	55	Professor	Male	Ph.D	323	Yes	Yes	15-05-1991	---	Regular
76	NEGI DEVENDRA SINGH	53	Professor	Male	Ph.D	323	Yes	Yes	15-05-1991	---	Regular
77	PUROHIT KEDAR DUTT	66	Associate Professor	Male	Ph.D	372	Yes	No	04-04-1987	31-07-2017	Regular
78	RAWAT MADAN SINGH	58	Professor	Male	Ph.D	311	Yes	Yes	01-05-1992	---	Regular
79	BELWAL OM KRISHNA	58	Professor	Male	Ph.D	323	Yes	Yes	15-05-1991	---	Regular
80	TIWARI JYOTI	47	Assistant Professor	Female	Ph.D	240	Yes	Yes	20-04-1998	---	Regular
81	SATI ANITA	48	Assistant Professor	Female	Ph.D	123	Yes	Yes	06-03-2007	---	Regular
82	SATI SATISH CHANDRA	44	Assistant Professor	Male	Ph.D	140	Yes	Yes	25-08-2007	---	Regular
83	GHIDIYAL NAMRATA	46	Assistant Professor	Female	Ph.D	140	Yes	Yes	13-03-2007	---	Regular
84	SHARMA SUKH DEV	64	Professor	Male	Ph.D	78	Yes	Yes	30-03-2012	---	Regular
85	FARUK ABDUL	45	Associate Professor	Male	Ph.D	72	Yes	Yes	28-04-2012	---	Regular
86	SINGH LAKHAN	40	Assistant Professor	Male	Ph.D	58	Yes	Yes	07-06-2013	---	Regular
87	RAWAT MEERA	32	Assistant Professor	Female	NET	58	Yes	Yes	11-06-2013	---	Regular
88	JITENDRA	37	Assistant Professor	Male	Ph.D	58	Yes	Yes	11-06-2013	---	Regular
89	KALA SHUBHRA	39	Assistant Professor	Female	Ph.D	58	Yes	Yes	24-06-2013	---	Regular
90	GAUTAM ALOK SAGAR	35	Assistant Professor	Male	Ph.D	69	Yes	Yes	01-07-2013	---	Regular
91	HOTA PRASANTA KUMAR	43	Assistant Professor	Male	Ph.D	64	Yes	Yes	06-07-2013	---	Regular
92	KUMAR ASHOK	36	Assistant Professor	Male	Ph.D	67	Yes	Yes	05-08-2013	---	Regular
93	BHATT AJAY BALABH	65	Professor	Male	Ph.D	496	Yes	No	23-08-1977	31-03-2018	Regular
94	VASHIST DINESH PRASAD	64	Professor	Male	Ph.D	494	Yes	Yes	25-10-1977	---	Regular
95	BHATT RAJENDRA PRASAD	63	Professor	Male	Ph.D	482	Yes	Yes	18-02-1978	---	Regular
96	SHARMA CHANDRA MOHAN	58	Professor	Male	Ph.D	380	Yes	Yes	13-04-1987	---	Regular
97	SHARMA RAMESH CHANDRA	64	Professor	Male	D.Sc	497	Yes	Yes	23-12-1975	---	Regular
98	BAHUGUNA SATYA NAND	62	Professor	Male	Ph.D	358	Yes	Yes	20-06-1988	---	Regular
99	NAUTIYAL PRAKASH	60	Professor	Male	Ph.D	334	Yes	Yes	03-10-1991	---	Regular
100	TIWARI JAY KRISHN	61	Professor	Male	Ph.D	344	Yes	Yes	24-04-1990	---	Regular
101	GUSAIN MANJU PRAKASH	53	Professor	Female	Ph.D	320	Yes	Yes	19-08-1992	---	Regular
102	GUSAIN OM PRAKASH	53	Professor	Male	Ph.D	320	Yes	Yes	19-08-1992	---	Regular
103	LAKHERA PRAMESH CHANDRA	62	Associate Professor	Male	Ph.D	142	Yes	Yes	06-03-2007	---	Regular
104	BHANDARI BHUPENDRA SINGH	49	Assistant Professor	Male	Ph.D	149	Yes	Yes	15-07-2006	---	Regular
105	SINGH DEEPAK	48	Assistant Professor	Male	Ph.D	153	Yes	Yes	15-07-2006	---	Regular
106	JOSHI GOPAL KRISHNA	41	Assistant Professor	Male	Ph.D	133	Yes	Yes	12-03-2007	---	Regular
107	MEHTA JAGAT PRAKASH	54	Assistant Professor	Male	Ph.D	149	Yes	Yes	15-07-2006	---	Regular
108	ARYA MAMTA	37	Assistant Professor	Female	Ph.D	133	Yes	Yes	12-03-2007	---	Regular
109	SAKLANI POOJA	35	Assistant Professor	Female	Ph.D	133	Yes	Yes	06-03-2007	---	Regular
110	TIWARI PRABHAWATI	53	Assistant Professor	Female	Ph.D	141	Yes	Yes	06-03-2007	---	Regular
111	FARTYAL RAJENDRA SINGH	46	Assistant Professor	Male	Ph.D	133	Yes	Yes	06-03-2007	---	Regular



112	TAMTA RAJ KAMAL	43	Assistant Professor	Male	NET	121	Yes	Yes	01-03-2008	---	Regular
113	SINGH NAKLI	62	Professor	Male	Ph.D	471	Yes	Yes	10-01-1980	---	Regular
114	RATURI APARNA	33	Assistant Professor	Female	Ph.D	58	Yes	Yes	11-06-2013	---	Regular
115	SINGH RAHUL KUNWAR	32	Assistant Professor	Male	Ph.D	66	Yes	Yes	11-06-2013	---	Regular
116	RAWAT SEEMA	43	Assistant Professor	Female	Ph.D	66	Yes	Yes	11-06-2013	---	Regular
117	KUMAR DHANANJYA	34	Assistant Professor	Male	Ph.D	66	Yes	Yes	11-06-2013	---	Regular
118	CHAUHAN JASPAL SINGH	33	Assistant Professor	Male	Ph.D	58	Yes	Yes	11-06-2013	---	Regular
119	GUPTA VIDHU	32	Assistant Professor	Female	NET	58	Yes	Yes	14-06-2013	---	Regular
120	YADAV SURABH	40	Assistant Professor	Male	Ph.D	65	Yes	Yes	21-06-2013	---	Regular
121	MAURYA VINEET KUMAR	37	Assistant Professor	Male	Ph.D	66	Yes	Yes	24-06-2013	---	Regular
122	ASHA	41	Assistant Professor	Female	Ph.D	65	Yes	Yes	04-07-2013	---	Regular
123	NIGAM MANISHA	37	Assistant Professor	Female	Ph.D	68	Yes	Yes	19-08-2013	---	Regular
124	KUMAR SUDHIR	32	Assistant Professor	Male	Ph.D	63	Yes	Yes	20-08-2013	---	Regular
125	SINGH NISHA	31	Assistant Professor	Female	Ph.D	61	Yes	Yes	30-06-2013	---	Regular
126	BHATTACHARYA INDRASHIS	36	Assistant Professor	Male	Ph.D	66	Yes	Yes	17-10-2013	---	Regular
127	THAPLIYAL REKHA	61	Professor	Female	Ph.D	472	Yes	Yes	26-12-1979	---	Regular
128	NEGI SANTAN SINGH	62	Professor	Male	Ph.D	365	Yes	Yes	28-11-1988	---	Regular
129	BHATT RAKESH CHANDRA	59	Professor	Male	Ph.D	336	Yes	Yes	24-04-1990	---	Regular
130	SAKLANI DINESH PRASAD	55	Professor	Male	Ph.D	321	Yes	Yes	04-05-1992	---	Regular
131	SOOD CHANDRA SEKHAR	62	Professor	Male	Ph.D	456	Yes	Yes	24-04-1980	---	Regular
132	NAUTIYAL ANNPURNA	60	Professor	Female	Ph.D	456	Yes	Yes	24-04-1980	---	Regular
133	BAURAI HIMANSHU	57	Professor	Female	Ph.D	372	Yes	Yes	13-04-1987	---	Regular
134	GAIROLA RAMANAND	61	Professor	Male	Ph.D	456	Yes	Yes	22-04-1980	---	Regular
135	SEMWAL MADAN MOHAN	53	Professor	Male	Ph.D	323	Yes	Yes	15-05-1991	---	Regular
136	NAUTIYAL RAJA RAM	66	Professor	Male	Ph.D	472	Yes	No	26-12-1979	31-07-2017	Regular
137	RANA PYAR SINGH	60	Professor	Male	Ph.D	388	Yes	Yes	26-12-1986	---	Regular
138	PACHAURI JWALA PRASAD	65	Professor	Male	Ph.D	489	Yes	No	20-07-1978	31-01-2018	Regular
139	MUKESH VIBHA	59	Professor	Female	Ph.D	448	Yes	Yes	19-12-1981	---	Regular
140	SATI MAHESH CHANDRA	51	Professor	Male	Ph.D	340	Yes	Yes	22-12-1990	---	Regular
141	NAUTIYAL VINOD	64	Professor	Male	Ph.D	471	Yes	Yes	10-01-1980	---	Regular
142	CHAUHAN HARI BHAJAN SINGH	55	Professor	Male	Ph.D	340	Yes	Yes	22-12-1990	---	Regular
143	SAKLANI PRADEEP MOHAN	56	Professor	Male	Ph.D	323	Yes	Yes	15-05-1991	---	Regular
144	SINGH MRIGENDRA KUMAR	60	Professor	Male	Ph.D	331	Yes	Yes	11-09-1991	---	Regular
145	SINGH RAJ PAL	57	Professor	Male	Ph.D	341	Yes	Yes	31-10-1990	---	Regular
146	DANGWAL KIRAN	57	Professor	Female	Ph.D	327	Yes	Yes	23-01-1991	---	Regular
147	KHANDURI INDOO PANDEY	58	Professor	Female	Ph.D	330	Yes	Yes	01-10-1991	---	Regular
148	FARSWAN YOGAMBER SINGH	56	Professor	Male	Ph.D	248	Yes	Yes	01-08-1998	---	Regular
149	SAKLANI BINA	64	Professor	Female	Ph.D	291	Yes	Yes	25-01-1994	---	Regular
150	CHAUHAN VIDHYA SINGH	60	Professor	Male	Ph.D	340	Yes	Yes	22-12-1990	---	Regular
151	SINGH SATISH CHANDRA	61	Associate Professor	Male	Ph.D	137	Yes	Yes	03-11-2007	---	Regular

152	KHANDURI MANJU	51	Professor	Female	Ph.D	332	Yes	Yes	15-05-1991	---	Regular
153	BAHUGUNA UMA	47	Assistant Professor	Female	Ph.D	138	Yes	Yes	06-10-2007	---	Regular
154	BHATT JAY PRAKASH	41	Assistant Professor	Male	Ph.D	138	Yes	Yes	06-10-2007	---	Regular
155	PUROHIT DATA RAM	64	Professor	Male	Ph.D	472	Yes	Yes	26-12-1979	---	Regular
156	DANGWAL SUREKHA	51	Professor	Female	Ph.D	336	Yes	Yes	24-04-1990	---	Regular
157	RANA MANJULA	54	Professor	Female	Ph.D	379	Yes	Yes	26-09-1987	---	Regular
158	GHILDIAL VINEET	62	Professor	Female	Ph.D	395	Yes	Yes	13-04-1987	---	Regular
159	DANGWAL ASHA RAM	63	Professor	Male	Ph.D	472	Yes	Yes	26-12-1979	---	Regular
160	JUGRAN MRIDULA	60	Professor	Female	Ph.D	459	Yes	Yes	24-01-1980	---	Regular
161	KALA RAKESH KUMAR	63	Associate Professor	Male	M. Phil	487	Yes	Yes	06-09-1978	---	Regular
162	SHAKUNTALA	58	Associate Professor	Female	Ph.D	379	Yes	Yes	28-09-1987	---	Regular
163	CHAUHAN KAMLA	57	Professor	Female	Ph.D	392	Yes	Yes	20-04-1987	---	Regular
164	PANDEY ASHA	59	Professor	Female	Ph.D	377	Yes	Yes	14-11-1987	---	Regular
165	GUPTA MONIKA	49	Professor	Female	Ph.D	291	Yes	Yes	25-01-1994	---	Regular
166	BISHT DHAN SINGH	54	Professor	Male	Ph.D	323	Yes	Yes	15-05-1991	---	Regular
167	KABTIYAL PRAKASH CHANDRA	65	Associate Professor	Male	Ph.D	291	Yes	No	24-01-1994	31-12-2017	Regular
168	KUMAR DEEPAK	43	Professor	Male	Ph.D	120	Yes	Yes	22-04-2008	---	Regular
169	BISHT GUDDI	43	Assistant Professor	Female	Ph.D	171	Yes	Yes	31-12-2004	---	Regular
170	PANDEY PURNIMA	64	Associate Professor	Female	Ph.D	458	Yes	Yes	15-02-1980	---	Regular
171	JAYASWAL SUDHANSHU	57	Associate Professor	Male	Ph.D	319	Yes	Yes	24-09-1992	---	Regular
172	GUPTA ASHUTOSH	36	Assistant Professor	Male	Ph.D	120	Yes	Yes	02-04-2008	---	Regular
173	BAGRI SATISH CHANDRA	61	Professor	Male	Ph.D	458	Yes	Yes	04-02-1980	---	Regular
174	GUPTA SHIV KUMAR	52	Professor	Male	Ph.D	291	Yes	Yes	29-01-1994	---	Regular
175	DHODI RAKESH KUMAR	46	Assistant Professor	Male	Ph.D	202	Yes	Yes	09-06-2001	---	Regular
176	DHODI RASHMI	41	Assistant Professor	Female	Ph.D	202	Yes	Yes	09-06-2001	---	Regular
177	MAMGAIN PRADEEP	46	Assistant Professor	Male	Ph.D	78	Yes	Yes	01-10-2012	---	Regular
178	ELANGBAM BINODINI DEVI	33	Assistant Professor	Female	Ph.D	78	Yes	Yes	09-10-2012	---	Regular
179	GAJAKOSH ARVIND RAMACHANDRA	35	Assistant Professor	Male	NET	78	Yes	Yes	09-10-2012	---	Regular
180	JAISWAL RACHANA	31	Assistant Professor	Female	NET	78	Yes	Yes	10-10-2012	---	Regular
181	KURUVA MAHENDRA BABU	31	Assistant Professor	Male	Ph.D	78	Yes	Yes	15-10-2012	---	Regular
182	KUMAR SURENDRA	40	Assistant Professor	Male	Ph.D	77	Yes	Yes	21-11-2012	---	Regular
183	KASHYAP MONIKA	33	Assistant Professor	Female	Ph.D	76	Yes	Yes	05-12-2012	---	Regular
184	TIWARI SHYAM DUTT	65	Professor	Male	Ph.D	497	Yes	No	04-11-1977	31-03-2018	Regular
185	BISHT NARENDRA SINGH	64	Professor	Male	Ph.D	492	Yes	Yes	07-01-1975	---	Regular
186	NAITHANI UMESH CHANDRA	65	Professor	Male	Ph.D	500	Yes	Yes	23-08-1977	---	Regular
187	PANT TRILOK PRASAD	65	Professor	Male	Ph.D	500	Yes	No	23-08-1977	31-01-2018	Regular
188	GODIYAL JAY KRISHNA	63	Professor	Male	Ph.D	448	Yes	Yes	02-12-1981	---	Regular
189	SINGH VEEMAL SHEEL	64	Professor	Male	Ph.D	335	Yes	Yes	14-05-1990	---	Regular
190	MANJULA	65	Professor	Female	Ph.D	500	Yes	Yes	23-08-1977	---	Regular

191	SYED ASHRAF HUSAIN ZAIDI	62	Professor	Male	Ph.D	487	Yes	Yes	04-09-1978	---	Regular
192	MEENAKSHI UPRETI	65	Associate Professor	Female	M.A	497	Yes	Yes	17-11-1977	---	Regular
193	DOBRIYAL ANOOP KUMAR	59	Professor	Male	Ph.D	393	Yes	Yes	28-07-1986	---	Regular
194	DABRAL VINAY KUMAR	65	Professor	Male	Ph.D	459	Yes	No	31-08-1980	31-08-2017	Regular
195	PUROHIT KAMLESH CHANDRA	64	Professor	Male	Ph.D	358	Yes	Yes	21-06-1988	---	Regular
196	ZAIDI REHNA	56	Professor	Female	Ph.D	323	Yes	Yes	15-05-1991	---	Regular
197	KALA RAKESH	58	Professor	Male	Ph.D	323	Yes	Yes	15-05-1991	---	Regular
198	GAIROLA BIMAL	64	Associate Professor	Male	Ph.D	484	Yes	Yes	02-05-1979	---	Regular
199	GUPTA SUBHASH CHANDRA	59	Professor	Male	Ph.D	358	Yes	Yes	21-06-1988	---	Regular
200	RUDOLA ANITA	54	Associate Professor	Female	Ph.D	331	Yes	Yes	11-09-1991	---	Regular
201	BISHT MAHAVEER SINGH	58	Professor	Male	Ph.D	330	Yes	Yes	03-10-1991	---	Regular
202	BADONI PRABHAKAR PRASAD	55	Professor	Male	Ph.D	323	Yes	Yes	15-05-1991	---	Regular
203	DANGWAL RAJESH	53	Professor	Male	Ph.D	328	Yes	Yes	15-05-1991	---	Regular
204	GAIROLA UMESH CHANDRA	53	Professor	Male	Ph.D	311	Yes	Yes	09-05-1992	---	Regular
205	BARTHWAL JAJJEET	54	Associate Professor	Male	M.A	327	Yes	Yes	14-08-1991	---	Regular
206	PANDEY GOPAL KRISHNA	64	Associate Professor	Male	Ph.D	280	Yes	Yes	27-12-1995	---	Regular
207	SINHA PIYUSH	50	Professor	Male	Ph.D	307	Yes	Yes	01-09-1993	---	Regular
208	VERMA VINAY KUMAR	50	Associate Professor	Male	M.A	331	Yes	Yes	07-09-1991	---	Regular
209	RAWAT ARUN SINGH	49	Professor	Male	Ph.D	307	Yes	Yes	08-09-1993	---	Regular
210	GAIROLA SURESH CHANDRA	51	Professor	Male	Ph.D	331	Yes	Yes	01-09-1991	---	Regular
211	RAWAT POONAM BISHT	44	Associate Professor	Female	Ph.D	156	Yes	Yes	11-04-2005	---	Regular
212	NEGI RAJENDRA SINGH	59	Professor	Male	Ph.D	199	Yes	Yes	22-12-1990	---	Regular
213	NAITHANI REKHA	56	Associate Professor	Female	Ph.D	393	Yes	Yes	28-07-1986	---	Regular
214	KOTNALA CHANDRA BHANU	51	Assistant Professor	Male	Ph.D	133	Yes	Yes	06-03-2007	---	Regular
215	PUROHIT MAHESH CHANDRA	50	Assistant Professor	Male	Ph.D	133	Yes	Yes	06-03-2007	---	Regular
216	PRAKASH RAM	48	Assistant Professor	Male	Ph.D	133	Yes	Yes	09-03-2007	---	Regular
217	KOUNDAL LAXMI DANOSI	42	Assistant Professor	Female	NET	133	Yes	Yes	06-03-2007	---	Regular
218	DOBRIYAL KUSUM	56	Assistant Professor	Female	Ph.D	138	Yes	Yes	06-10-2007	---	Regular
219	BHARTI MOHAN CHANDRA	41	Assistant Professor	Male	Ph.D	141	Yes	Yes	06-03-2007	---	Regular
220	KANDARI PRASHANT	38	Assistant Professor	Male	Ph.D	138	Yes	Yes	06-10-2007	---	Regular
221	MISHRA KUSUM	61	Professor	Female	Ph.D	459	Yes	Yes	24-01-1980	---	Regular
222	DHULIA USHA	66	Professor	Female	Ph.D	500	Yes	No	31-07-1977	31-07-2017	Regular
223	BHATT HARSHPATI	62	Professor	Male	Ph.D	487	Yes	Yes	08-09-1978	---	Regular
224	JOSHI JEEVAN CHANDRA	63	Professor	Male	Ph.D	471	Yes	Yes	05-01-1980	---	Regular
225	KAINTURA DHURV SINGH	53	Professor	Male	Ph.D	334	Yes	Yes	24-04-1990	---	Regular
226	AGARWAL B K	62	Professor	Male	Ph.D	487	Yes	Yes	12-09-1978	---	Regular
227	AGARWAL RAJENDRA KUMAR	61	Professor	Male	Ph.D	471	Yes	Yes	31-12-1979	---	Regular
228	SEMALTY P D	56	Professor	Male	Ph.D	387	Yes	Yes	03-01-1987	---	Regular
229	SINGH RAM DULHAR	63	Associate Professor	Male	Ph.D	361	Yes	Yes	03-05-1985	---	Regular
230	GODIYAL SUNITA	53	Professor	Female	Ph.D	340	Yes	Yes	22-12-1990	---	Regular

231	PANDEY ASHOK KUMAR	58	Professor	Male	Ph.D	358	Yes	Yes	21-06-1988	---	Regular
232	SINGH INDIRA	53	Associate Professor	Female	Ph.D	331	Yes	Yes	11-09-1991	---	Regular
233	PANT PRABHA	63	Professor	Female	Ph.D	512	Yes	Yes	10-08-1976	---	Regular
234	PANT ARUN	61	Associate Professor	Male	Ph.D	471	Yes	Yes	10-01-1980	---	Regular
235	BISHT BALWANT SINGH	61	Professor	Male	Ph.D	471	Yes	Yes	28-07-1986	---	Regular
236	AGARWAL NARESH KUMAR	57	Professor	Male	Ph.D	320	Yes	Yes	19-08-1992	---	Regular
237	RAMOLA KHIM SINGH	63	Professor	Male	Ph.D	372	Yes	Yes	13-04-1987	---	Regular
238	SHARMA SUBODH KUMAR	54	Professor	Male	Ph.D	323	Yes	Yes	15-05-1991	---	Regular
239	KUMAR SUBODH	55	Professor	Male	Ph.D	308	Yes	Yes	17-08-1993	---	Regular
240	THAPLIYAL ANAND BALABH	51	Professor	Male	Ph.D	285	Yes	Yes	31-01-1995	---	Regular
241	NEGI JAYDEV SINGH	55	Associate Professor	Male	Ph.D	336	Yes	Yes	24-04-1990	---	Regular
242	PANDEY DHIRENDRA KUMAR	60	Associate Professor	Male	Ph.D	395	Yes	Yes	09-05-1985	---	Regular
243	SINGH KALSESH PATI	62	Associate Professor	Male	Ph.D	393	Yes	Yes	28-07-1986	---	Regular
244	PADIYAR GEETALI	56	Professor	Female	Ph.D	340	Yes	Yes	22-12-1990	---	Regular
245	RAWAT RUKMA	63	Professor	Female	Ph.D	241	Yes	Yes	28-03-1998	---	Regular
246	RAMOLA RAKESH CHAND	55	Professor	Male	Ph.D	318	Yes	Yes	23-10-1992	---	Regular
247	BOURAI ABHAY ANAND	52	Professor	Male	Ph.D	318	Yes	Yes	23-10-1992	---	Regular
248	RANA JAGMOHAN SINGH	53	Professor	Male	Ph.D	290	Yes	Yes	17-02-1994	---	Regular
249	NEGI MONMOHAN SINGH	58	Associate Professor	Male	Ph.D	311	Yes	Yes	15-05-1991	---	Regular
250	BISHT SUMAN	61	Professor	Female	Ph.D	335	Yes	Yes	14-05-1990	---	Regular
251	JANGWAN JEET SINGH	48	Professor	Male	Ph.D	323	Yes	Yes	15-05-1991	---	Regular
252	JOSHI VEENA	52	Professor	Female	Ph.D	323	Yes	Yes	15-05-1991	---	Regular
253	SINGH VIDYA SAGAR	53	Professor	Male	Ph.D	279	Yes	Yes	25-01-1994	---	Regular
254	BAGRI DHRENDRA SINGH	52	Associate Professor	Male	Ph.D	335	Yes	Yes	18-05-1990	---	Regular
255	SHARMA DINESH KUMAR	50	Associate Professor	Male	Ph.D	139	Yes	Yes	29-03-2007	---	Regular
256	JOSHI SURENDRA	61	Assistant Professor	Male	Ph.D	247	Yes	Yes	21-09-1998	---	Regular
257	RAWAT KUNWAR SINGH	49	Professor	Male	Ph.D	233	Yes	Yes	30-11-1999	---	Regular
258	KUMAR KRISHAN	52	Assistant Professor	Male	Ph.D	248	Yes	Yes	10-08-1996	---	Regular
259	KUMAR DEEPAK	51	Assistant Professor	Male	NET	320	Yes	Yes	07-08-1992	---	Regular
260	SHAH ARCHANA	52	Assistant Professor	Female	Ph.D	240	Yes	Yes	25-04-1998	---	Regular
261	PETWAL KAILASH CHANDRA	50	Assistant Professor	Male	Ph.D	133	Yes	Yes	06-03-2007	---	Regular
262	DANGWAL LAKHI RAM	49	Assistant Professor	Male	Ph.D	141	Yes	Yes	06-03-2007	---	Regular
263	SATI MADHUSUDAN	56	Assistant Professor	Male	Ph.D	153	Yes	Yes	15-07-2006	---	Regular
264	NAITHANI NAGENDRA PRASAD	57	Assistant Professor	Male	Ph.D	133	Yes	Yes	06-03-2007	---	Regular
265	ARYA NARENDRA KUMAR	41	Assistant Professor	Male	Ph.D	138	Yes	Yes	18-10-2007	---	Regular
266	GODIYAL RAKESH BHUSHAN	61	Assistant Professor	Male	Ph.D	153	Yes	Yes	15-07-2006	---	Regular
267	SINGH RAVINDRA	41	Assistant Professor	Male	Ph.D	140	Yes	Yes	24-03-2007	---	Regular
268	CHADHA SANJEEV KUMAR	43	Assistant Professor	Male	Ph.D	133	Yes	Yes	06-03-2007	---	Regular

269	LAL SHANKAR	40	Assistant Professor	Male	Ph.D	138	Yes	Yes	11-10-2007	---	Regular
270	NEGI UMRVAV SINGH	49	Assistant Professor	Male	Ph.D	153	Yes	Yes	15-07-2006	---	Regular
271	CHATURVEDI SUDHIR KUMAR	42	Assistant Professor	Male	Ph.D	65	Yes	Yes	07-06-2013	---	Regular
272	YADAV ALOK KUMAR	35	Assistant Professor	Male	NET	58	Yes	Yes	07-06-2013	---	Regular
273	GULERIA VISHAL	42	Assistant Professor	Male	Ph.D	63	Yes	Yes	16-08-2013	---	Regular
274	KUMAR VIJAY JYOTI	43	Associate Professor	Male	Ph.D	171	Yes	Yes	31-12-2004	---	Adhoc / Contractual
275	SEMALTY AJAY	39	Assistant Professor	Male	Ph.D	171	Yes	Yes	01-01-2005	---	Adhoc / Contractual
276	BISHOYI ARUN KUMAR	44	Assistant Professor	Male	M. Pharm	171	Yes	Yes	31-12-2004	---	Adhoc / Contractual
277	SATI NITIN	38	Assistant Professor	Male	Ph.D	171	Yes	Yes	31-12-2004	---	Adhoc / Contractual
278	MOHANTY LALATENDU	46	Assistant Professor	Male	M. Pharm	171	Yes	Yes	31-12-2004	---	Adhoc / Contractual
279	SEMALTY MONA	38	Assistant Professor	Female	Ph.D	170	Yes	Yes	22-01-2005	---	Adhoc / Contractual
280	BARMOLA PUNEET	43	Assistant Professor	Male	M. Pharm	171	Yes	Yes	31-12-2004	---	Adhoc / Contractual
281	SAKLANI SARLA	53	Assistant Professor	Female	Ph.D	132	Yes	Yes	21-05-2007	---	Adhoc / Contractual
282	SATI HEMLATA	41	Assistant Professor	Female	Ph.D	140	Yes	Yes	31-07-2007	---	Adhoc / Contractual
283	THAPLIYAL SOMESH	39	Assistant Professor	Male	Ph.D	140	Yes	Yes	04-08-2007	---	Adhoc / Contractual
284	UNIAL MANISH	41	Other	Male	Ph.D	131	Yes	Yes	19-05-2007	---	Regular
285	SATI SARASWATI PRASAD	52	Other	Male	Ph.D	250	Yes	Yes	10-06-2008	---	Regular
286	PUROHIT VIJAY KANT	44	Other	Male	Ph.D	120	Yes	Yes	31-03-2008	---	Regular
287	JAYERA BIRENDRA SINGH	50	Other	Male	Ph.D	202	Yes	Yes	09-06-2001	---	Regular
288	BIST VIJAY SINGH	50	Other	Male	Ph.D	322	Yes	Yes	25-07-1991	---	Regular
289	BHANDARI B S	55	Other	Male	Ph.D	310	Yes	Yes	05-08-1992	---	Regular
290	BISHT SURENDRA SINGH	49	Other	Male	Ph.D	138	Yes	Yes	06-10-2007	---	Regular
291	PAINULY R M	59	Other	Male	Ph.D	141	Yes	Yes	06-03-2007	---	Regular
292	NAUTIYAL ANANT RAM	62	Professor	Male	Ph.D	372	Yes	Yes	18-01-1988	---	Regular

I agree

Submit

# National Institutional Ranking Framework

Ministry of Education

Government of India

Welcome to Data Capturing System: OVERALL

## Submitted Institute Data for NIRF'2021'

Institute Name: Hemwati Nandan Bahuguna Garhwal University [IR-O-U-0557]

### Sanctioned (Approved) Intake

Academic Year	2019-20	2018-19	2017-18	2016-17	2015-16	2014-15
UG [3 Years Program(s)]	6196	5814	5800	-	-	-
UG [4 Years Program(s)]	383	337	337	337	-	-
PG [1 Year Program(s)]	121	-	-	-	-	-
PG [2 Year Program(s)]	3033	2913	-	-	-	-
PG [3 Year Program(s)]	56	50	50	-	-	-
PG-Integrated	13	12	12	12	12	-

### Total Actual Student Strength (Program(s) Offered by Your Institution)

(All programs of all years)	No. of Male Students	No. of Female Students	Total Students	Within State (Including male & female)	Outside State (Including male & female)	Outside Country (Including male & female)	Economically Backward (Including male & female)	Socially Challenged (SC+ST+OBC Including male & female)	No. of students receiving full tuition fee reimbursement from the State and Central Government	No. of students receiving full tuition fee reimbursement from Institution Funds	No. of students receiving full tuition fee reimbursement from the Private Bodies	No. of students who are not receiving full tuition fee reimbursement
UG [3 Years Program(s)]	4878	4848	9726	9342	384	0	647	2380	0	0	0	3027
UG [4 Years Program(s)]	835	289	1124	648	475	1	34	440	12	0	0	462
PG [1 Year Program(s)]	18	18	36	35	1	0	1	2	0	0	0	3
PG [2 Year Program(s)]	1547	1956	3503	2552	951	0	187	1037	12	0	0	1212
PG [3 Year Program(s)]	35	18	53	44	9	0	0	7	0	0	0	7
PG-Integrated	9	18	27	23	4	0	0	2	0	0	0	2

### Placement & Higher Studies

#### UG [3 Years Program(s)]: Placement & higher studies for previous 3 years

Academic Year	No. of first year students intake in the year	No. of first year students admitted in the year	Academic Year	No. of students admitted through Lateral entry	Academic Year	No. of students graduating in minimum stipulated time	No. of students placed	Median salary of placed graduates(Amount in Rs.)	No. of students selected for Higher Studies
2015-16	5704	3187	2016-17	0	2017-18	1893	0	0(Zero)	728
2016-17	6441	2984	2017-18	0	2018-19	1671	22	252000(Two lakh fifty two thousand only)	779

2017-18	5800	3045	2018-19	0	2019-20	1535	0	0(Zero)	1151
---------	------	------	---------	---	---------	------	---	---------	------

**UG [4 Years Program(s)]: Placement & higher studies for previous 3 years**

Academic Year	No. of first year students intake in the year	No. of first year students admitted in the year	Academic Year	No. of students admitted through Lateral entry	Academic Year	No. of students graduating in minimum stipulated time	No. of students placed	Median salary of placed graduates(Amount in Rs.)	No. of students selected for Higher Studies
2014-15	337	253	2015-16	16	2017-18	206	0	0(Zero)	10
2015-16	337	266	2016-17	26	2018-19	189	0	0(Zero)	13
2016-17	337	266	2017-18	40	2019-20	126	16	275000(Two lac Seventy five thousand )	35

**PG [1 Years Program(s)]: Placement & higher studies for previous 3 years**

Academic Year	No. of first year students intake in the year	No. of first year students admitted in the year	Academic Year	No. of students graduating in minimum stipulated time	No. of students placed	Median salary of placed graduates(Amount in Rs.)	No. of students selected for Higher Studies
2017-18	110	52	2017-18	45	0	0(Zero)	0
2018-19	110	42	2018-19	35	0	0(Zero)	0
2019-20	121	36	2019-20	32	0	0(Zero)	0

**PG [2 Years Program(s)]: Placement & higher studies for previous 3 years**

Academic Year	No. of first year students intake in the year	No. of first year students admitted in the year	Academic Year	No. of students graduating in minimum stipulated time	No. of students placed	Median salary of placed graduates(Amount in Rs.)	No. of students selected for Higher Studies
2016-17	2942	1545	2017-18	1393	28	223380(Two lakh twenty three thousand three hundred eighty only)	0
2017-18	2932	1771	2018-19	1572	0	0(Zero)	23
2018-19	2913	1723	2019-20	1371	43	258000(Two lac fifty eight thousand)	12

**PG [3 Years Program(s)]: Placement & higher studies for previous 3 years**

Academic Year	No. of first year students intake in the year	No. of first year students admitted in the year	Academic Year	No. of students admitted through Lateral entry	Academic Year	No. of students graduating in minimum stipulated time	No. of students placed	Median salary of placed graduates(Amount in Rs.)	No. of students selected for Higher Studies
2015-16	50	20	2016-17	0	2017-18	16	0	0(Zero)	0
2016-17	50	22	2017-18	0	2018-19	18	0	0(Zero)	0
2017-18	50	14	2018-19	0	2019-20	13	2	180000(One Lac Eighty thousand)	0

**PG-Integrated [5 Years Program(s)]: Placement & higher studies for previous 3 years**

Academic Year	No. of first year students intake in the year	No. of first year students admitted in the year	Academic Year	No. of students graduating in minimum stipulated time	No. of students placed	Median salary of placed graduates(Amount in Rs.)	No. of students selected for Higher Studies
2013-14	12	4	2017-18	4	0	0(Zero)	0
2014-15	12	5	2018-19	5	0	0(Zero)	0
2015-16	12	5	2019-20	5	0	0(Zero)	0

#### Ph.D Student Details

Ph.D (Student pursuing doctoral program till 2019-20 Students admitted in the academic year 2020-21 should not be entered here.)			
			Total Students
Full Time			321
Part Time			0
No. of Ph.D students graduated (including Integrated Ph.D)			
	2019-20	2018-19	2017-18
Full Time	89	53	134
Part Time	0	0	0

#### Online Education

1. Does all programs/courses were completed on time.	Yes
2. Measures taken to complete the syllabus of courses and programs.	<p>Due to Covid-19 situation the lockdown was imposed on 23rd March 2020. Since the second, fourth, sixth, eighth and tenth semesters of different programmes started in January 2020 more than 60% syllabus was already completed. In the event of the lockdown the offline classes were discontinued and online classes were arranged by the University. University faculties had initiated accounts on online video conferencing platforms such as ZOOM, Skype and Google Class Room etc. Students were motivated and advised to continue their learning process through online mode and use various digital platforms as per UGC guidelines. Students were regularly informed and instructed to use various online education websites and platforms developed by ICT initiatives of the MHRD, UGC and its Inter University Centres to study for free during the lockdown.</p> <p>For the convenience and maximum benefits of the students faculty members provide the course material in the form of core material and elaborative material of each course and programs. While core material consisted of important principles theorems, formulas, diagrams and graphs, illustration material consisted of examples, quotes, elastration etc. Such measures were of great use to students and led to the completion of syllabus of different courses and programmes. University authorities and deans instructed and monitored all the faculty members to take regular online classes and report of the same were submitted to the concerned authorities as desired and instructed by UGC and MHRD from time to time. For the effective assessment of the measures to complete the syllabus of courses and programs each school divided courses and programs in three categories (i) memory dependent, (ii) problem solving and (iii) interpretation based. Each faculty member of the University was instructed by the concerned authorities to furnish weekly plan of the each subject and accordingly feedback was collected from the students of the University regarding to their teaching theoretical/practical/assignment components.</p> <p>Students were provided study material from and made aware about the online learning website and resources provided by MHRD like SWAYAM online courses, UG/PG MOOCS, e-PG Pathshala, e-content courseware in UG subjects, SWYAM Prabha, CEC-UGC, Youtube Channel, National Digital Library, Shodh Ganga and e-shodh sindhu etc. All the e-resources including SYAYAM courses were fully made available to the students through exclusively created website (www.swayabhnbgu.in) and through the print media by the university repeatedly (News Clips:  <a href="https://drive.google.com/drive/folders/iE3Fvm99QtNPH0mY8wnjx705dxwq8Cj?usp=sharing">https://drive.google.com/drive/folders/iE3Fvm99QtNPH0mY8wnjx705dxwq8Cj?usp=sharing</a>; YouTube playlist  <a href="http://tiny.cc/SWAYAM">http://tiny.cc/SWAYAM</a>; <a href="https://youtu.be/meKB146oBQ4">https://youtu.be/meKB146oBQ4</a>.</p> <p>Monitoring of E-learning: The University has e-learning committee which regularly has been addressing the issues pertaining the online teaching and monitoring (<a href="http://hnbgu.ac.in/writereaddata/onlinelearning.pdf">http://hnbgu.ac.in/writereaddata/onlinelearning.pdf</a>, <a href="http://hnbgu.ac.in/writereaddata/eteaching.pdf">http://hnbgu.ac.in/writereaddata/eteaching.pdf</a>). Creation of Institutional OER repository: SWAYAM cell of University released a notice suggesting the teachers to create/ suggest Open Educational Resources and contribute to University repository in the website of SWAYAM cell (SWAYAM Cell - Repository (swayamhnbgu.in)).</p> <p>However, during the course completion it was realized that online teaching has not been very easy due to certain bottlenecks such as the connectivity issues. Many of the students were not having smart phones or laptops and accessibility to the network because most of the students went to their respective native places which were devoid of internet facility.</p>
3. The period of delay in completion of syllabus (in months).	0
4. The period of delay in conducting exams (in months).	4



Portal Name	No. of students offered online courses which have credit transferred to transcript	Total no. of online courses which have credit transferred to the transcript	Total no. of credits transferred to transcript
Swayam	0	0	0
5. No. of courses developed and available online on Swayam platform by your institution faculty		2	

#### Financial Resources: Utilised Amount for the Capital expenditure for previous 3 years

Academic Year	2019-20	2018-19	2017-18
	Utilised Amount	Utilised Amount	Utilised Amount
<b>Annual Capital Expenditure on Academic Activities and Resources (excluding expenditure on buildings)</b>			
Library	18722000 (One Crore Eighty Seven Lakh Twenty Two Thousand )	9357000 (Ninety three Lakh fifty seven thousand)	40815000 (Four crore eight lakh fifteen thousand)
New Equipment for Laboratories	10647000 (One Crore Six Lakh Forty seven Thousand )	25766275 (Two Crore fifty seven lakh sixty six thousand two hundred seventy five )	7505000 (Seventy Five Lakh five housand)
Engineering Workshops	0 (Zero)	0 (Zero)	0 (Zero)
Other expenditure on creation of Capital Assets (excluding expenditure on Land and Building)	8873000 (Eighty Eight Lakh Seventy three thousand )	69345352 (Six crore ninety three lakh forty five thousand three hundred fifty two)	1425000 (Fourteen Lakh Twenty five thousand)

#### Financial Resources: Utilised Amount for the Operational expenditure for previous 3 years

Academic Year	2019-20	2018-19	2017-18
	Utilised Amount	Utilised Amount	Utilised Amount
<b>Annual Operational Expenditure</b>			
Salaries (Teaching and Non Teaching staff)	1085161000 (One hundred Eight Crore fifty one lakh sixty one thousand)	825973140 (Eighty two crore seventeen lakh sixty five thousand seven hundred seventy seven)	821765777 (Eighty two Crore Seventeen Lakh Sixty Five Thousand Seven Hundred Eighty)
Maintenance of Academic Infrastructure or consumables and other running expenditures(excluding maintenance of hostels and allied services,rent of the building, depreciation cost, etc)	311289000 (Thirty one crore twelve lakh eighty nine thousand )	273025609 (Twenty Seven Crore thirty lakh twenty five thousand six hundred nine)	297367780 (Twenty Nine Crore Seventy Three Lakh Sixty Seven Thousand Seven Hundred Eighty)
Seminars/Conferences/Workshops	383000 (Three Lakh Eighty three thousand )	2474769 (Twenty four lakh seventy four thousand seven hundred sixty nine)	1508397 (Fifteen Lakh Eight Thousand three hundred ninety Seven)

#### IPR

Calendar year	2019	2018	2017
No. of Patents Published	1	2	1
No. of Patents Granted	1	1	0

#### Sponsored Research Details

Financial Year	2019-20	2018-19	2017-18
Total no. of Sponsored Projects	41	36	34
Total no. of Funding Agencies	12	13	13
Total Amount Received (Amount in Rupees)	15795000	20638013	15906379
Amount Received in Words	One crore fifty seven lakh ninety five thousand	Two crore six lakh thirty eight thousand thirteen	Onr crore fifty nine lakh six thousand three hundred seventy nine

**Consultancy Project Details**

Financial Year	2019-20	2018-19	2017-18
Total no. of Consultancy Projects	2	2	2
Total no. of Client Organizations	2	3	2
Total Amount Received (Amount in Rupees)	519480	1293107	1456000
Amount Received in Words	Five Lakh nineteen thousand four hundred eighty	Twelve lakh ninety three thousand one hundred seven	Fourteen Lakh Fifty Six Thousand

**Executive Development Program/Management Development Programs**

Financial Year	2019-20	2018-19	2017-18
Total no. of Executive Development Programs/ Management Development Programs	0	0	0
Total no. of Participants	0	0	0
Total Annual Earnings (Amount in Rupees)(Excluding Lodging & Boarding Charges)	0	0	0
Total Annual Earnings in Words	Zero	Zero	Zero

**PCS Facilities: Facilities of physically challenged students**

1. Do your institution buildings have Lifts/Ramps?	Yes, less than 40% of the buildings
2. Do your institution have provision for walking aids, including wheelchairs and transportation from one building to another for handicapped students?	Yes
3. Do your institution buildings have specially designed toilets for handicapped students?	Yes, less than 40% of the buildings

**Accreditation****NBA Accreditation**

1. Does your institute have a valid NBA Accreditation?	NO
--	----

**NAAC Accreditation**

1. Does your institute have a valid NAAC Accreditation?	YES	
Valid from	Valid upto	CGPA
29-03-2016	28-03-2021	3.11

**Faculty Details**

Srno	Name	Age	Designation	Gender	Qualification	Experience (In Months)	Is Associated Last Year	Currently working with institution?	Joining Date	Leaving Date	Association type
1	NAUTIYAL MOHAN CHANDRA	61	Professor	Male	Ph.D	394	Yes	Yes	17-06-1987	--	Regular
2	PRATI PRASAD	62	Professor	Male	Ph.D	324	Yes	Yes	06-04-1993	--	Regular

3	CHAUHAN JAY SINGH	57	Professor	Male	Ph.D	364	Yes	Yes	17-12-1990	--	Regular
4	NEGI AJIT KUMAR	55	Professor	Male	Ph.D	147	Yes	Yes	06-03-2007	--	Regular
5	CHAUHAN DHANPAL SINGH	51	Associate Professor	Male	Ph.D	223	Yes	Yes	02-09-2002	--	Regular
6	NEGI RAJENDRA SINGH	55	Associate Professor	Male	Ph.D	364	Yes	Yes	02-09-2002	--	Regular
7	CHAMOLA BHAGWATI PRASAD	58	Assistant Professor	Male	Ph.D	223	Yes	Yes	04-09-2002	--	Regular
8	PHARTIYAL SHYAM SINGH	52	Assistant Professor	Male	Ph.D	155	Yes	Yes	21-05-2007	--	Regular
9	KUMAR MUNESH	48	Assistant Professor	Male	Ph.D	156	Yes	Yes	02-04-2007	--	Regular
10	RANA DEEPAK KUMAR	43	Assistant Professor	Male	Ph.D	89	Yes	Yes	06-06-2013	--	Regular
11	PRABHA DEEPTI	39	Assistant Professor	Female	Ph.D	82	Yes	Yes	11-06-2013	--	Regular
12	CHANDRA HARISH	43	Assistant Professor	Male	Ph.D	130	Yes	Yes	26-07-2013	--	Regular
13	PATNI BABITA	34	Assistant Professor	Female	Ph.D	93	Yes	Yes	26-07-2013	--	Regular
14	DANGWAL RAMESH CHANDRA	56	Professor	Male	Ph.D	396	Yes	Yes	13-04-1987	--	Regular
15	SHARMA VINOD CHANDRA	58	Professor	Male	Ph.D	360	Yes	Yes	15-04-1987	--	Regular
16	POKHRIYAL ASHOK KUMAR	56	Professor	Male	Ph.D	359	Yes	Yes	15-05-1991	--	Regular
17	PANDEY RAMSHARAN	55	Professor	Male	Ph.D	355	Yes	Yes	17-09-1991	--	Regular
18	DHYANI ATUL	53	Professor	Male	Ph.D	265	Yes	Yes	28-03-1998	--	Regular
19	RAWAT SAMPURAN SINGH	64	Professor	Male	Ph.D	473	Yes	Yes	19-11-1981	--	Regular
20	BAHUGUNA ARUN KUMAR	63	Professor	Male	Ph.D	431	Yes	Yes	04-05-1984	--	Regular
21	JOSHI PRADEEP KUMAR	64	Professor	Male	Ph.D	466	Yes	Yes	16-06-1981	--	Regular
22	LAKHERA SHANTI KUMAR	65	Professor	Male	Ph.D	396	Yes	Yes	01-04-1987	--	Regular
23	MAIKHURI RAMA	58	Professor	Female	Ph.D	364	Yes	Yes	22-12-1990	--	Regular
24	NAUTIYAL ANIL KUMAR	55	Professor	Male	Ph.D	279	Yes	Yes	28-01-1987	--	Regular
25	KHANDURI GEETA	58	Professor	Female	Ph.D	265	Yes	Yes	28-03-1998	--	Regular

26	DHAWAN SEEMA	52	Professor	Female	Ph.D	97	Yes	Yes	20-03-2012	--	Regular
27	THAKUR GHANSHYAM SINGH	43	Assistant Professor	Male	Ph.D	101	Yes	Yes	27-11-2012	--	Regular
28	BETAL CHINTA HARAN	53	Assistant Professor	Male	Ph.D	100	Yes	Yes	03-12-2012	--	Regular
29	PANT MUKUL	42	Assistant Professor	Male	Ph.D	89	Yes	Yes	06-06-2013	--	Regular
30	KRISHNAKANT	37	Assistant Professor	Female	Ph.D	82	Yes	Yes	07-06-2013	--	Regular
31	SINGH RAMESH CHANDRA	39	Assistant Professor	Male	NET	82	Yes	Yes	07-06-2013	--	Regular
32	SINGH DEVENDRA	42	Assistant Professor	Male	NET	82	Yes	Yes	12-06-2013	--	Regular
33	YADAV HIRA LAL	37	Assistant Professor	Male	Ph.D	89	Yes	Yes	20-06-2013	--	Regular
34	SINGH JOSEPH	45	Assistant Professor	Male	Ph.D	92	Yes	Yes	07-08-2013	--	Regular
35	PANWAR NARAYAN SINGH	57	Professor	Male	Ph.D	406	Yes	Yes	27-12-1986	--	Regular
36	RAUTHAN MAN MOHAN SINGH	56	Professor	Male	Ph.D	230	Yes	Yes	07-02-2001	--	Regular
37	RAIWANI YADAV PRASAD	53	Professor	Male	Ph.D	347	Yes	Yes	15-05-1991	--	Regular
38	THAPLIYAL MADHURA PRASAD	60	Professor	Male	Ph.D	300	Yes	Yes	01-04-1995	--	Regular
39	KATHAIT GAMBHEER SINGH	34	Assistant Professor	Male	M.Tech	100	Yes	Yes	21-03-2012	--	Regular
40	RAWAL NARENDER	43	Assistant Professor	Male	Ph.D	99	Yes	Yes	21-03-2012	--	Regular
41	THAPLIYAL PRASHANT	32	Assistant Professor	Male	M.Tech	104	Yes	Yes	21-03-2012	--	Regular
42	BARTHWAL VARUN	35	Assistant Professor	Male	M.Tech	97	Yes	Yes	21-03-2012	--	Regular
43	PUNDIR YOGENDRA PRATAP	37	Assistant Professor	Male	M.Tech	104	Yes	Yes	21-03-2012	--	Regular
44	KUMAR KULDIP	37	Assistant Professor	Male	M.Tech	104	Yes	Yes	24-03-2012	--	Regular
45	ROHILLA VISHAL	38	Assistant Professor	Male	M.Tech	104	Yes	Yes	26-03-2012	--	Regular
46	BAHUGUNA ARUN SHEKHAR	41	Assistant Professor	Male	M.Tech	104	Yes	Yes	29-03-2012	--	Regular
47	BISWAS DON	34	Assistant Professor	Male	M.Tech	104	Yes	Yes	29-03-2012	--	Regular

48	GUPTA MANOJ KUMAR	47	Assistant Professor	Male	M.Tech	94	Yes	Yes	26-06-2012	--	Regular
49	GANGIL BRIJESH	42	Assistant Professor	Male	Ph.D	94	Yes	Yes	28-06-2012	--	Regular
50	TAMTA VINAY PRASAD	37	Assistant Professor	Male	M.Tech	101	Yes	Yes	19-11-2012	--	Regular
51	PANWAR RAM SINGH	64	Professor	Male	Ph.D	520	Yes	Yes	01-12-1977	--	Regular
52	RAWAT MADAN SWAROOP SINGH	59	Professor	Male	Ph.D	396	Yes	Yes	13-04-1987	--	Regular
53	RAWAT GOVIND SINGH	65	Professor	Male	Ph.D	470	Yes	Yes	07-02-1981	--	Regular
54	RANA RAJENDRA SINGH	61	Professor	Male	Ph.D	332	Yes	Yes	13-08-1993	--	Regular
55	NAINWAL HARISH CHANDRA	59	Professor	Male	Ph.D	360	Yes	Yes	24-04-1990	--	Regular
56	SUNDRIYAL YASHPAL	62	Professor	Male	Ph.D	360	Yes	Yes	24-04-1990	--	Regular
57	NAITHANI BHANU PRASAD	52	Professor	Male	Ph.D	347	Yes	Yes	11-09-1991	--	Regular
58	PANWAR MOHAN SINGH	56	Professor	Male	Ph.D	347	Yes	Yes	11-09-1991	--	Regular
59	NEGI MAHAVEER SINGH	57	Professor	Male	Ph.D	355	Yes	Yes	11-09-1991	--	Regular
60	KUNWAR RAKESH CHANDRA SINGH	59	Professor	Male	Ph.D	364	Yes	Yes	23-12-1990	--	Regular
61	CHAUHAN BHARTI	53	Professor	Female	Ph.D	344	Yes	Yes	06-08-1992	--	Regular
62	BISHT MAHENDRA PRATAP SINGH	57	Professor	Male	Ph.D	332	Yes	Yes	30-08-1993	--	Regular
63	LAKHERA LAXMI PRASAD	60	Associate Professor	Male	Ph.D	245	Yes	Yes	08-11-2000	--	Regular
64	BHATT SUBHAS CHANDRA	60	Professor	Male	Ph.D	395	Yes	Yes	02-05-1987	--	Regular
65	UPADHAYAY TRILOK CHANDR	57	Professor	Male	Ph.D	347	Yes	Yes	15-05-1991	--	Regular
66	NEGI DARWAN SINGH	63	Professor	Male	Ph.D	417	Yes	Yes	28-07-1986	--	Regular
67	DIMRI RAMESH CHANDRA	57	Professor	Male	Ph.D	347	Yes	Yes	15-05-1991	--	Regular
68	NEGI DEVENDRA SINGH	55	Professor	Male	Ph.D	347	Yes	Yes	15-05-1991	--	Regular
69	RAWAT MADAN SINGH	60	Professor	Male	Ph.D	335	Yes	Yes	01-05-1992	--	Regular

70	BELWAL OM KRISHNA	60	Professor	Male	Ph.D	347	Yes	Yes	15-05-1991	--	Regular
71	TIWARI JYOTI	49	Associate Professor	Female	Ph.D	264	Yes	Yes	20-04-1998	--	Regular
72	SATI ANITA	50	Assistant Professor	Female	Ph.D	147	Yes	Yes	06-03-2007	--	Regular
73	SATI SATISH CHANDRA	46	Assistant Professor	Male	Ph.D	164	Yes	Yes	25-08-2007	--	Regular
74	GHIDIYAL NAMRATA	48	Assistant Professor	Female	Ph.D	164	Yes	Yes	13-03-2007	--	Regular
75	FARUK ABDUL	47	Professor	Male	Ph.D	96	Yes	Yes	28-04-2012	--	Regular
76	SINGH LAKHAN	42	Assistant Professor	Male	Ph.D	82	Yes	Yes	07-06-2013	--	Regular
77	RAWAT MEERA	34	Assistant Professor	Female	NET	82	Yes	Yes	11-06-2013	--	Regular
78	JITENDRA	39	Assistant Professor	Male	Ph.D	82	Yes	Yes	11-06-2013	--	Regular
79	KALA SHUBHRA	41	Assistant Professor	Female	Ph.D	82	Yes	Yes	24-06-2013	--	Regular
80	GAUTAM ALOK SAGAR	37	Assistant Professor	Male	Ph.D	93	Yes	Yes	01-07-2013	--	Regular
81	HOTA PRASANTA KUMAR	45	Assistant Professor	Male	Ph.D	88	Yes	Yes	06-07-2013	--	Regular
82	KUMAR ASHOK	38	Assistant Professor	Male	Ph.D	91	Yes	Yes	05-08-2013	--	Regular
83	BHATT RAJENDRA PRASAD	65	Professor	Male	Ph.D	506	Yes	Yes	18-02-1978	--	Regular
84	SHARMA CHANDRA MOHAN	60	Professor	Male	Ph.D	404	Yes	Yes	13-04-1987	--	Regular
85	BAHUGUNA SATYA NAND	64	Professor	Male	Ph.D	382	Yes	Yes	20-06-1988	--	Regular
86	NAUTIYAL PRAKASH	62	Professor	Male	Ph.D	358	Yes	Yes	03-10-1991	--	Regular
87	TIWARI JAY KRISHN	63	Professor	Male	Ph.D	368	Yes	Yes	24-04-1990	--	Regular
88	GUSAIN MANJU PRAKASH	55	Professor	Female	Ph.D	344	Yes	Yes	19-08-1992	--	Regular
89	GUSAIN OM PRAKASH	55	Professor	Male	Ph.D	344	Yes	Yes	19-08-1992	--	Regular
90	LAKHERA PRAMESH CHANDRA	64	Professor	Male	Ph.D	166	Yes	Yes	06-03-2007	--	Regular
91	BHANDARI BHUPENDRA SINGH	51	Assistant Professor	Male	Ph.D	173	Yes	Yes	15-07-2006	--	Regular

92	SINGH DEEPAK	50	Assistant Professor	Male	Ph.D	177	Yes	Yes	15-07-2006	--	Regular
93	JOSHI GOPAL KRISHNA	43	Assistant Professor	Male	Ph.D	157	Yes	Yes	12-03-2007	--	Regular
94	MEHTA JAGAT PRAKASH	56	Assistant Professor	Male	Ph.D	173	Yes	Yes	15-07-2006	--	Regular
95	ARYA MAMTA	39	Assistant Professor	Female	Ph.D	157	Yes	Yes	12-03-2007	--	Regular
96	SAKLANI POOJA	37	Assistant Professor	Female	Ph.D	157	Yes	Yes	06-03-2007	--	Regular
97	TIWARI PRABHAWATI	55	Assistant Professor	Female	Ph.D	165	Yes	Yes	06-03-2007	--	Regular
98	FARTYAL RAJENDRA SINGH	48	Assistant Professor	Male	Ph.D	157	Yes	Yes	06-03-2007	--	Regular
99	TAMTA RAJ KAMAL	45	Assistant Professor	Male	NET	145	Yes	Yes	01-03-2008	--	Regular
100	SINGH NAKLI	64	Professor	Male	Ph.D	495	Yes	Yes	10-01-1980	--	Regular
101	RATURI APARNA	35	Assistant Professor	Female	Ph.D	82	Yes	Yes	11-06-2013	--	Regular
102	SINGH RAHUL KUNWAR	34	Assistant Professor	Male	Ph.D	90	Yes	Yes	11-06-2013	--	Regular
103	RAWAT SEEMA	45	Assistant Professor	Female	Ph.D	90	Yes	Yes	11-06-2013	--	Regular
104	KUMAR DHANANJYA	36	Assistant Professor	Male	Ph.D	90	Yes	Yes	11-06-2013	--	Regular
105	CHAUHAN JASPAL SINGH	35	Assistant Professor	Male	Ph.D	82	Yes	Yes	11-06-2013	--	Regular
106	GUPTA VIDHU	34	Assistant Professor	Female	NET	82	Yes	Yes	14-06-2013	--	Regular
107	YADAV SURABH	42	Assistant Professor	Male	Ph.D	89	Yes	Yes	21-06-2013	--	Regular
108	MAURYA VINEET KUMAR	39	Assistant Professor	Male	Ph.D	90	Yes	Yes	24-06-2013	--	Regular
109	ASHA	43	Assistant Professor	Female	Ph.D	89	Yes	Yes	04-07-2013	--	Regular
110	NIGAM MANISHA	39	Assistant Professor	Female	Ph.D	92	Yes	Yes	19-08-2013	--	Regular
111	KUMAR SUDHIR	34	Assistant Professor	Male	Ph.D	87	Yes	Yes	20-08-2013	--	Regular
112	SINGH NISHA	33	Assistant Professor	Female	Ph.D	85	Yes	Yes	30-06-2013	--	Regular
113	BHATTACHARYA INDRASHIS	38	Assistant Professor	Male	Ph.D	90	Yes	Yes	17-10-2013	--	Regular
114	THAPLIYAL REKHA	63	Professor	Female	Ph.D	496	Yes	Yes	26-12-1979	--	Regular

115	NEGI SANTAN SINGH	64	Professor	Male	Ph.D	389	Yes	Yes	28-11-1988	--	Regular
116	BHATT RAKESH CHANDRA	61	Professor	Male	Ph.D	360	Yes	Yes	24-04-1990	--	Regular
117	SAKLANI DINESH PRASAD	57	Professor	Male	Ph.D	345	Yes	Yes	04-05-1992	--	Regular
118	SOOD CHANDRA SEKHAR	64	Professor	Male	Ph.D	480	Yes	Yes	24-04-1980	--	Regular
119	NAUTIYAL ANNPURNA	62	Dean / Principal / Director / Vice Chancellor	Female	Ph.D	480	Yes	Yes	24-04-1980	--	Regular
120	BAURAI HIMANSHU	59	Professor	Female	Ph.D	396	Yes	Yes	13-04-1987	--	Regular
121	GAIROLA RAMANAND	63	Professor	Male	Ph.D	480	Yes	Yes	22-04-1980	--	Regular
122	SEM WAL MADAN MOHAN	55	Professor	Male	Ph.D	347	Yes	Yes	15-05-1991	--	Regular
123	RANA PYAR SINGH	62	Professor	Male	Ph.D	412	Yes	Yes	26-12-1986	--	Regular
124	MUKESH VIBHA	61	Professor	Female	Ph.D	472	Yes	Yes	19-12-1981	--	Regular
125	SATI MAHESH CHANDRA	53	Professor	Male	Ph.D	364	Yes	Yes	22-12-1990	--	Regular
126	CHAUHAN HARI BHAJAN SINGH	57	Professor	Male	Ph.D	364	Yes	Yes	22-12-1990	--	Regular
127	SINGH MRIGENDRA KUMAR	62	Professor	Male	Ph.D	355	Yes	Yes	11-09-1991	--	Regular
128	SINGH RAJ PAL	59	Professor	Male	Ph.D	365	Yes	Yes	31-10-1990	--	Regular
129	DANGWAL KIRAN	59	Professor	Female	Ph.D	351	Yes	Yes	23-01-1991	--	Regular
130	KHANDURI INDOO PANDEY	60	Professor	Female	Ph.D	354	Yes	Yes	01-10-1991	--	Regular
131	FARSWAN YOGAMBER SINGH	58	Professor	Male	Ph.D	272	Yes	Yes	01-08-1998	--	Regular
132	SAKLANI BINA	66	Professor	Female	Ph.D	315	Yes	Yes	25-01-1994	--	Regular
133	CHAUHAN VIDHYA SINGH	62	Professor	Male	Ph.D	364	Yes	Yes	22-12-1990	--	Regular
134	SINGH SATISH CHANDRA	63	Associate Professor	Male	Ph.D	161	Yes	Yes	03-11-2007	--	Regular
135	KHANDURI MANJU	53	Professor	Female	Ph.D	356	Yes	Yes	15-05-1991	--	Regular
136	BAHUGUNA UMA	49	Assistant Professor	Female	Ph.D	162	Yes	Yes	06-10-2007	--	Regular
137	BHATT JAY PRAKASH	43	Assistant Professor	Male	Ph.D	162	Yes	Yes	06-10-2007	--	Regular
138	DANGWAL SUREKHA	53	Professor	Female	Ph.D	360	Yes	Yes	24-04-1990	--	Regular



139	RANA MANJULA	56	Professor	Female	Ph.D	403	Yes	Yes	26-09-1987	--	Regular
140	GHILDIAL VINEET	64	Professor	Female	Ph.D	419	Yes	Yes	13-04-1987	--	Regular
141	DANGWAL ASHARAM	65	Professor	Male	Ph.D	496	Yes	Yes	26-12-1979	--	Regular
142	JUGRAN MRIDULA	62	Professor	Female	Ph.D	483	Yes	Yes	24-01-1980	--	Regular
143	KALA RAKESH KUMAR	65	Associate Professor	Male	M. Phil	511	Yes	Yes	06-09-1978	--	Regular
144	SHAKUNTALA	60	Professor	Female	Ph.D	403	Yes	Yes	28-09-1987	--	Regular
145	CHAUHAN KAMLA	59	Professor	Female	Ph.D	416	Yes	Yes	20-04-1987	--	Regular
146	PANDEY ASHA	61	Professor	Female	Ph.D	401	Yes	Yes	14-11-1987	--	Regular
147	GUPTA MONIKA	51	Professor	Female	Ph.D	315	Yes	Yes	25-01-1994	--	Regular
148	BISHT DHAN SINGH	56	Professor	Male	Ph.D	347	Yes	Yes	15-05-1991	--	Regular
149	KUMAR DEEPAK	45	Professor	Male	Ph.D	144	Yes	Yes	22-04-2008	--	Regular
150	BISHT GUDDI	45	Assistant Professor	Female	Ph.D	195	Yes	Yes	31-12-2004	--	Regular
151	JAYASWAL SUDHANSHU	59	Associate Professor	Male	Ph.D	343	Yes	Yes	24-09-1992	--	Regular
152	GUPTA ASHUTOSH	38	Assistant Professor	Male	Ph.D	144	Yes	Yes	02-04-2008	--	Regular
153	BAGRI SATISH CHANDRA	63	Professor	Male	Ph.D	482	Yes	Yes	04-02-1980	--	Regular
154	GUPTA SHIV KUMAR	54	Professor	Male	Ph.D	315	Yes	Yes	29-01-1994	--	Regular
155	DHODI RAKESH KUMAR	48	Associate Professor	Male	Ph.D	226	Yes	Yes	09-06-2001	--	Regular
156	DHODI RASHMI	43	Associate Professor	Female	Ph.D	226	Yes	Yes	09-06-2001	--	Regular
157	MAMGAIN PRADEEP	48	Assistant Professor	Male	Ph.D	102	Yes	Yes	01-10-2012	--	Regular
158	ELANGBAM BINODINI DEVI	35	Assistant Professor	Female	Ph.D	102	Yes	Yes	09-10-2012	--	Regular
159	GAJAKOSH ARVIND RAMACHANDRA	37	Assistant Professor	Male	NET	102	Yes	Yes	09-10-2012	--	Regular
160	JAIWAL RACHANA	33	Assistant Professor	Female	NET	102	Yes	Yes	10-10-2012	--	Regular
161	KURUVA MAHENDRA BABU	33	Assistant Professor	Male	Ph.D	102	Yes	Yes	15-10-2012	--	Regular
162	KUMAR SURENDRA	42	Assistant Professor	Male	Ph.D	101	Yes	Yes	21-11-2012	--	Regular

163	KASHYAP MONIKA	35	Assistant Professor	Female	Ph.D	100	Yes	Yes	05-12-2012	--	Regular
164	DOBRIYAL ANOOP KUMAR	61	Professor	Male	Ph.D	417	Yes	Yes	28-07-1986	--	Regular
165	ZAIDI REHNA	58	Professor	Female	Ph.D	347	Yes	Yes	15-05-1991	--	Regular
166	KALA RAKESH	60	Professor	Male	Ph.D	347	Yes	Yes	15-05-1991	--	Regular
167	GUPTA SUBHASH CHANDRA	61	Professor	Male	Ph.D	382	Yes	Yes	21-06-1988	--	Regular
168	RUDOLA ANITA	56	Professor	Female	Ph.D	355	Yes	Yes	11-09-1991	--	Regular
169	BISHT MAHAVEER SINGH	60	Professor	Male	Ph.D	354	Yes	Yes	03-10-1991	--	Regular
170	BADONI PRABHAKAR PRASAD	57	Professor	Male	Ph.D	347	Yes	Yes	15-05-1991	--	Regular
171	DANGWAL RAJESH	55	Professor	Male	Ph.D	352	Yes	Yes	15-05-1991	--	Regular
172	GAIROLA UMESH CHANDRA	55	Professor	Male	Ph.D	335	Yes	Yes	09-05-1992	--	Regular
173	BARTH WAL JAIJEET	56	Associate Professor	Male	M.A	351	Yes	Yes	14-08-1991	--	Regular
174	SINHA PIYUSH	52	Professor	Male	Ph.D	331	Yes	Yes	01-09-1993	--	Regular
175	VERMA VINAY KUMAR	52	Associate Professor	Male	M.A	355	Yes	Yes	07-09-1991	--	Regular
176	RAWAT ARUN SINGH	51	Professor	Male	Ph.D	331	Yes	Yes	08-09-1993	--	Regular
177	GAIROLA SURESH CHANDRA	53	Professor	Male	Ph.D	355	Yes	Yes	01-09-1991	--	Regular
178	RAWAT POONAM BISHT	46	Associate Professor	Female	Ph.D	180	Yes	Yes	11-04-2005	--	Regular
179	NEGI RAJENDRA SINGH	61	Professor	Male	Ph.D	223	Yes	Yes	22-12-1990	--	Regular
180	NAITHANI REKHA	58	Professor	Female	Ph.D	417	Yes	Yes	28-07-1986	--	Regular
181	KOTNALA CHANDRA BHANU	53	Assistant Professor	Male	Ph.D	157	Yes	Yes	06-03-2007	--	Regular
182	PUROHIT MAHESH CHANDRA	52	Assistant Professor	Male	Ph.D	157	Yes	Yes	06-03-2007	--	Regular
183	PRAKASH RAM	50	Assistant Professor	Male	Ph.D	157	Yes	Yes	09-03-2007	--	Regular
184	KOUNDAL LAXMI DANOSI	44	Assistant Professor	Female	NET	157	Yes	Yes	06-03-2007	--	Regular
185	DOBRIYAL KUSUM	58	Assistant Professor	Female	Ph.D	162	Yes	Yes	06-10-2007	--	Regular

186	BHARTI MOHAN CHANDRA	43	Assistant Professor	Male	Ph.D	165	Yes	Yes	06-03-2007	--	Regular
187	KANDARI PRASHANT	40	Assistant Professor	Male	Ph.D	162	Yes	Yes	06-10-2007	--	Regular
188	MISHRA KUSUM	63	Professor	Female	Ph.D	483	Yes	Yes	24-01-1980	--	Regular
189	BHATT HARSHPATI	64	Professor	Male	Ph.D	511	Yes	Yes	08-09-1978	--	Regular
190	KAINTURA DHURV SINGH	55	Professor	Male	Ph.D	358	Yes	Yes	24-04-1990	--	Regular
191	AGARWAL B K	64	Professor	Male	Ph.D	511	Yes	Yes	12-09-1978	--	Regular
192	AGARWAL RAJENDRA KUMAR	63	Professor	Male	Ph.D	495	Yes	Yes	31-12-1979	--	Regular
193	SEMALTY P D	58	Professor	Male	Ph.D	411	Yes	Yes	03-01-1987	--	Regular
194	SINGH RAM DULHAR	65	Professor	Male	Ph.D	385	Yes	Yes	03-05-1985	--	Regular
195	GODIYAL SUNITA	55	Professor	Female	Ph.D	364	Yes	Yes	22-12-1990	--	Regular
196	PANDEY ASHOK KUMAR	60	Professor	Male	Ph.D	382	Yes	Yes	21-06-1988	--	Regular
197	SINGH INDIRA	55	Associate Professor	Female	Ph.D	355	Yes	Yes	11-09-1991	--	Regular
198	PANT PRABHA	65	Professor	Female	Ph.D	536	Yes	Yes	10-08-1976	--	Regular
199	PANT ARUN	63	Associate Professor	Male	Ph.D	495	Yes	Yes	10-01-1980	--	Regular
200	BISHT BALWANT SINGH	63	Professor	Male	Ph.D	495	Yes	Yes	28-07-1986	--	Regular
201	AGARWAL NARESH KUMAR	59	Professor	Male	Ph.D	344	Yes	Yes	19-08-1992	--	Regular
202	RAMOLA KHIM SINGH	65	Professor	Male	Ph.D	396	Yes	Yes	13-04-1987	--	Regular
203	SHARMA SUBODH KUMAR	56	Professor	Male	Ph.D	347	Yes	Yes	15-05-1991	--	Regular
204	KUMAR SUBODH	57	Professor	Male	Ph.D	332	Yes	Yes	17-08-1993	--	Regular
205	THAPLIYAL ANAND BALABH	53	Professor	Male	Ph.D	309	Yes	Yes	31-01-1995	--	Regular
206	NEGI JAYDEV SINGH	57	Associate Professor	Male	Ph.D	360	Yes	Yes	24-04-1990	--	Regular
207	PANDEY DHIRENDRA KUMAR	62	Professor	Male	Ph.D	419	Yes	Yes	09-05-1985	--	Regular
208	SINGH KALSESH PATI	64	Associate Professor	Male	Ph.D	417	Yes	Yes	28-07-1986	--	Regular
209	PADIYAR GEETALI	58	Professor	Female	Ph.D	364	Yes	Yes	22-12-1990	--	Regular
210	RAWAT RUKMA	65	Professor	Female	Ph.D	265	Yes	Yes	28-03-1998	--	Regular

211	RAMOLA RAKESH CHAND	57	Professor	Male	Ph.D	342	Yes	Yes	23-10-1992	--	Regular
212	BOURAI ABHAY ANAND	54	Professor	Male	Ph.D	342	Yes	Yes	23-10-1992	--	Regular
213	RANA JAGMOHAN SINGH	55	Professor	Male	Ph.D	314	Yes	Yes	17-02-1994	--	Regular
214	NEGI MONMOHAN SINGH	60	Professor	Male	Ph.D	335	Yes	Yes	15-05-1991	--	Regular
215	BISHT SUMAN	63	Professor	Female	Ph.D	359	Yes	Yes	14-05-1990	--	Regular
216	JANGWAN JEET SINGH	50	Professor	Male	Ph.D	347	Yes	Yes	15-05-1991	--	Regular
217	JOSHI VEENA	54	Professor	Female	Ph.D	347	Yes	Yes	15-05-1991	--	Regular
218	SINGH VIDYA SAGAR	55	Professor	Male	Ph.D	303	Yes	Yes	25-01-1994	--	Regular
219	BAGRI DHRENDRA SINGH	54	Professor	Male	Ph.D	359	Yes	Yes	18-05-1990	--	Regular
220	SHARMA DINESH KUMAR	52	Professor	Male	Ph.D	163	Yes	Yes	29-03-2007	--	Regular
221	JOSHI SURENDRA	63	Associate Professor	Male	Ph.D	271	Yes	Yes	21-09-1998	--	Regular
222	RAWAT KUNWAR SINGH	51	Professor	Male	Ph.D	257	Yes	Yes	30-11-1999	--	Regular
223	KUMAR KRISHAN	54	Associate Professor	Male	Ph.D	272	Yes	Yes	10-08-1996	--	Regular
224	KUMAR DEEPAK	53	Assistant Professor	Male	NET	344	Yes	Yes	07-08-1992	--	Regular
225	SHAH ARCHANA	54	Associate Professor	Female	Ph.D	264	Yes	Yes	25-04-1998	--	Regular
226	PETWAL KAILASH CHANDRA	52	Assistant Professor	Male	Ph.D	157	Yes	Yes	06-03-2007	--	Regular
227	DANGWAL LAKHI RAM	51	Assistant Professor	Male	Ph.D	165	Yes	Yes	06-03-2007	--	Regular
228	SATI MADHUSUDAN	58	Assistant Professor	Male	Ph.D	177	Yes	Yes	15-07-2006	--	Regular
229	NAITHANI NAGENDRA PRASAD	59	Assistant Professor	Male	Ph.D	157	Yes	Yes	06-03-2007	--	Regular
230	ARYA NARENDRA KUMAR	43	Assistant Professor	Male	Ph.D	162	Yes	Yes	18-10-2007	--	Regular
231	GODIYAL RAKESH BHUSHAN	63	Assistant Professor	Male	Ph.D	177	Yes	Yes	15-07-2006	--	Regular
232	SINGH RAVINDRA	43	Assistant Professor	Male	Ph.D	164	Yes	Yes	24-03-2007	--	Regular

233	CHADHA SANJEEV KUMAR	45	Assistant Professor	Male	Ph.D	157	Yes	Yes	06-03-2007	--	Regular
234	LAL SHANKAR	42	Assistant Professor	Male	Ph.D	162	Yes	Yes	11-10-2007	--	Regular
235	NEGI UMRAV SINGH	51	Assistant Professor	Male	Ph.D	177	Yes	Yes	15-07-2006	--	Regular
236	CHATURVEDI SUDHIR KUMAR	44	Assistant Professor	Male	Ph.D	89	Yes	Yes	07-06-2013	--	Regular
237	YADAV ALOK KUMAR	37	Assistant Professor	Male	NET	82	Yes	Yes	07-06-2013	--	Regular
238	GULERIA VISHAL	44	Assistant Professor	Male	Ph.D	87	Yes	Yes	16-08-2013	--	Regular
239	KUMAR VIJAY JYOTI	45	Associate Professor	Male	Ph.D	12	Yes	Yes	31-12-2004	--	Adhoc / Contractual
240	SEMALTY AJAY	41	Assistant Professor	Male	Ph.D	12	Yes	Yes	01-01-2005	--	Adhoc / Contractual
241	BISHOYI ARUN KUMAR	46	Assistant Professor	Male	M. Pharm	12	Yes	Yes	31-12-2004	--	Adhoc / Contractual
242	SATI NITIN	40	Assistant Professor	Male	Ph.D	12	Yes	Yes	31-12-2004	--	Adhoc / Contractual
243	MOHANTY LALATENDU	48	Assistant Professor	Male	M. Pharm	12	Yes	Yes	31-12-2004	--	Adhoc / Contractual
244	SEMALTY MONA	40	Assistant Professor	Female	Ph.D	12	Yes	Yes	22-01-2005	--	Adhoc / Contractual
245	BARMOLA PUNEET	45	Assistant Professor	Male	M. Pharm	12	Yes	Yes	31-12-2004	--	Adhoc / Contractual
246	SAKLANI SARLA	55	Assistant Professor	Female	Ph.D	12	Yes	Yes	21-05-2007	--	Adhoc / Contractual
247	SATI HEMLATA	43	Assistant Professor	Female	Ph.D	12	Yes	Yes	31-07-2007	--	Adhoc / Contractual
248	THAPLIYAL SOMESH	41	Assistant Professor	Male	Ph.D	12	Yes	Yes	04-08-2007	--	Adhoc / Contractual
249	UNIYAL MANISH	43	Other	Male	Ph.D	155	Yes	Yes	19-05-2007	--	Regular
250	SATI SARASWATI PRASAD	54	Other	Male	Ph.D	274	Yes	Yes	10-06-2008	--	Regular
251	PUROHIT VIJAY KANT	46	Other	Male	Ph.D	144	Yes	Yes	31-03-2008	--	Regular
252	JAYERA BIRENDRA SINGH	52	Other	Male	Ph.D	226	Yes	Yes	09-06-2001	--	Regular
253	BIST VIJAY SINGH	52	Other	Male	Ph.D	346	Yes	Yes	25-07-1991	--	Regular
254	BHANDARI B S	57	Other	Male	Ph.D	334	Yes	Yes	05-08-1992	--	Regular
255	BISHT SURENDRA SINGH	51	Other	Male	Ph.D	162	Yes	Yes	06-10-2007	--	Regular

256	NAUTIYAL ANANT RAM	64	Professor	Male	Ph.D	396	Yes	Yes	18-01-1988	--	Regular
257	Rakesh Chandra Sundriyal	60	Professor	Male	Ph.D	5	No	Yes	05-03-2020	--	Regular
258	RAJNI NAUTIYAL	47	Assistant Professor	Female	Ph.D	5	No	Yes	05-03-2020	--	Regular
259	Prem Bahadur	42	Associate Professor	Male	Ph.D	5	No	Yes	05-03-2020	--	Regular
260	Naresh Rana	39	Assistant Professor	Male	Ph.D	5	No	Yes	05-03-2020	--	Regular
261	Rakesh Singh	39	Assistant Professor	Male	Ph.D	5	No	Yes	05-03-2020	--	Regular
262	Pritam Singh Negi	39	Assistant Professor	Male	Ph.D	5	No	Yes	05-03-2020	--	Regular
263	Neelam Negi	38	Assistant Professor	Female	Ph.D	5	No	Yes	05-03-2020	--	Regular
264	Manoj Kumar	34	Assistant Professor	Male	Ph.D	5	No	Yes	05-03-2020	--	Regular
265	Khulakpam Naseeruddin Shah	33	Assistant Professor	Male	Ph.D	5	No	Yes	05-03-2020	--	Regular
266	Nagendra Singh Rawat	32	Assistant Professor	Male	Ph.D	5	No	Yes	05-03-2020	--	Regular
267	Shweta Verma	32	Assistant Professor	Female	Ph.D	5	No	Yes	05-03-2020	--	Regular
268	Vijay Laxmi	31	Assistant Professor	Female	Ph.D	5	No	Yes	05-03-2020	--	Regular
269	Kiran Verma	42	Assistant Professor	Female	Ph.D	5	No	Yes	06-03-2020	--	Regular
270	Om Prakash	40	Assistant Professor	Male	Ph.D	5	No	Yes	06-03-2020	--	Regular
271	Naresh Kumar	35	Assistant Professor	Male	Ph.D	5	No	Yes	06-03-2020	--	Regular
272	Laxman Singh Kandari	44	Assistant Professor	Male	Ph.D	5	No	Yes	07-03-2020	--	Regular
273	Jyotsana Sonal	32	Assistant Professor	Female	Ph.D	5	No	Yes	13-03-2020	--	Regular
274	Vijay Prakash Bijlwan	29	Assistant Professor	Male	M.Tech	5	No	Yes	16-03-2020	--	Regular
275	Jitendra Singh	42	Assistant Professor	Male	Ph.D	5	No	Yes	05-03-2020	--	Regular
276	Subhash Chandra	31	Assistant Professor	Male	Ph.D	5	No	Yes	05-03-2020	--	Regular
277	Tejpal Singh Bisht	31	Assistant Professor	Male	Ph.D	5	No	Yes	06-03-2020	--	Regular
278	Rakesh Kumar Maikhuri	58	Professor	Male	Ph.D	3	No	Yes	01-05-2020	--	Regular

279	Himshikha Gusain	31	Assistant Professor	Female	Ph.D	2	No	Yes	26-05-2020	--	Regular
280	Anuja Rawat	39	Associate Professor	Female	Ph.D	5	No	Yes	16-03-2020	--	Regular
281	Prem Nath	42	Associate Professor	Male	Ph.D	1	No	Yes	02-07-2020	--	Regular
282	SRIVASTAVA SANTOSH KUMAR	65	Professor	Male	Ph.D	501	Yes	Yes	07-01-1980	--	Regular

# National Institutional Ranking Framework

Ministry of Education

Government of India

Welcome to Data Capturing System: PHARMACY

## Submitted Institute Data for NIRF'2023'

Institute Name: Hemwati Nandan Bahuguna Garhwal University [IR-P-U-0557]

### Sanctioned (Approved) Intake

Academic Year	2021-22	2020-21	2019-20	2018-19	2017-18	2016-17
UG [4 Years Program(s)]	60	60	60	60	-	-
PG [2 Year Program(s)]	15	15	-	-	-	-

### Total Actual Student Strength (Program(s) Offered by Your Institution)

(All programs of all years)	No. of Male Students	No. of Female Students	Total Students	Within State (Including male & female)	Outside State (Including male & female)	Outside Country (Including male & female)	Economically Backward (Including male & female)	Socially Challenged (SC+ST+OBC Including male & female)	No. of students receiving full tuition fee reimbursement from the State and Central Government	No. of students receiving full tuition fee reimbursement from Institution Funds	No. of students receiving full tuition fee reimbursement from the Private Bodies	No. of students who are not receiving full tuition fee reimbursement
UG [4 Years Program(s)]	137	101	238	148	90	0	11	113	113	0	0	11
PG [2 Year Program(s)]	7	6	13	6	7	0	1	3	0	0	0	4

### Placement & Higher Studies

#### UG [4 Years Program(s)]: Placement & higher studies for previous 3 years

Academic Year	No. of first year students intake in the year	No. of first year students admitted in the year	Academic Year	No. of students admitted through Lateral entry	Academic Year	No. of students graduating in minimum stipulated time	No. of students placed	Median salary of placed graduates(Amount in Rs.)	No. of students selected for Higher Studies
2016-17	60	59	2017-18	9	2019-20	58	51	180000(One lac eighty thousand)	6
2017-18	60	58	2018-19	9	2020-21	57	55	180000(One lac eighty thousand)	2
2018-19	60	58	2019-20	7	2021-22	59	56	180000(One lac eighty thousand)	3

#### PG [2 Years Program(s)]: Placement & higher studies for previous 3 years

Academic Year	No. of first year students intake in the year	No. of first year students admitted in the year	Academic Year	No. of students graduating in minimum stipulated time	No. of students placed	Median salary of placed graduates(Amount in Rs.)	No. of students selected for Higher Studies
2018-19	15	13	2019-20	13	11	240000(Two lac forty thousand)	2
2019-20	15	7	2020-21	7	6	240000(Two lac forty thousand)	1



2020-21	15	6	2021-22	6	5	240000(Two lac forty thousand)	1
---------	----	---	---------	---	---	--------------------------------	---

#### Ph.D Student Details

Ph.D (Student pursuing doctoral program till 2021-22 Students admitted in the academic year 2022-23 should not be entered here.)			
		Total Students	
Full Time		2	
Part Time		0	
No. of Ph.D students graduated (including Integrated Ph.D)			
	2021-22	2020-21	2019-20
Full Time	0	0	0
Part Time	0	0	0

#### Financial Resources: Utilised Amount for the Capital expenditure for previous 3 years

Academic Year	2021-22	2020-21	2019-20
	Utilised Amount	Utilised Amount	Utilised Amount
Annual Capital Expenditure on Academic Activities and Resources (excluding expenditure on buildings)			
Library	0 (ZERO)	0 (ZERO)	0 (ZERO)
New Equipment for Laboratories	157298 (One lac fifty seven thousand two hundred ninety eight)	300000 (Three Lac)	300000 (Three Lac)
Other expenditure on creation of Capital Assets (excluding expenditure on Land and Building)	0 (ZERO)	0 (ZERO)	0 (ZERO)

#### Financial Resources: Utilised Amount for the Operational expenditure for previous 3 years

Academic Year	2021-22	2020-21	2019-20
	Utilised Amount	Utilised Amount	Utilised Amount
Annual Operational Expenditure			
Salaries (Teaching and Non Teaching staff)	10739394 (One crore seven lakh thirty nine thousand three hundred ninety four)	15738672 (One crore fifty seven lac thirty eight thousand six hundred seventy two)	19084901 (One crore ninety lac eighty four thousand nine hundred one)
Maintenance of Academic Infrastructure or consumables and other running expenditures(excluding maintenance of hostels and allied services,rent of the building, depreciation cost, etc)	10000 (Ten thousand)	10000 (Ten thousand)	10000 (Ten thousand)
Seminars/Conferences/Workshops	0 (ZERO)	0 (ZERO)	0 (ZERO)

#### IPR

Calendar year	2021	2020	2019
No. of Patents Published	0	0	0
No. of Patents Granted	1	0	1

#### Sponsored Research Details

Financial Year	2021-22	2020-21	2019-20
Total no. of Sponsored Projects	2	2	3
Total no. of Funding Agencies	2	2	3
Total Amount Received (Amount in Rupees)	952350	750960	1075375
Amount Received in Words	Nine Lac Fifty Two Thousand Three Hundred Fifty	Seven lac fifty thousand nine hundred sixty	Ten Lac Seventy Five Thousand Three hundred Seventy Five

#### Consultancy Project Details

Financial Year	2021-22	2020-21	2019-20
Total no. of Consultancy Projects	0	0	0
Total no. of Client Organizations	0	0	0
Total Amount Received (Amount in Rupees)	0	0	0
Amount Received in Words	Zero	Zero	Zero

#### PCS Facilities: Facilities of physically challenged students

1. Do your institution buildings have Lifts/Ramps?	Not available
2. Do your institution have provision for walking aids, including wheelchairs and transportation from one building to another for handicapped students?	Yes
3. Do your institution buildings have specially designed toilets for handicapped students?	Yes, less than 40% of the buildings

#### Faculty Details

Srno	Name	Age	Designation	Gender	Qualification	Experience (In Months)	Currently working with institution?	Joining Date	Leaving Date	Association type
1	Abdul Faruq	49	Professor	Male	Ph.D	125	Yes	28-04-2012	--	Regular
2	Vijay Jyoti Kumar	47	Associate Professor	Male	Ph.D	225	Yes	31-12-2004	--	Regular
3	Puneet Barmola	46	Assistant Professor	Male	MPH	225	Yes	31-12-2004	--	Regular
4	Lalatendu Mohanty	50	Assistant Professor	Male	Master of Pharmacy	225	Yes	31-12-2004	--	Regular
5	Arun Kumar Bishowi	48	Assistant Professor	Male	Master of Pharmacy	222	Yes	15-03-2004	--	Regular
6	Ajay Symalty	43	Assistant Professor	Male	Ph.D	221	Yes	22-04-2004	--	Regular
7	Mona Symalty	42	Assistant Professor	Female	Ph.D	213	Yes	22-01-2005	--	Regular
8	Nitin Sati	42	Assistant Professor	Male	Ph.D	225	Yes	31-12-2004	--	Regular
9	Somesh Thapliyal	43	Assistant Professor	Male	Ph.D	181	Yes	04-08-2007	--	Regular
10	Hemlata Bhatt	45	Assistant Professor	Female	Ph.D	182	Yes	31-07-2007	--	Regular

# National Institutional Ranking Framework

Ministry of Education

Government of India

Welcome to Data Capturing System: OVERALL

## Submitted Institute Data for NIRF'2023'

Institute Name: Hemwati Nandan Bahuguna Garhwal University [IR-O-U-0557]

### Sanctioned (Approved) Intake

Academic Year	2021-22	2020-21	2019-20	2018-19	2017-18	2016-17
UG [3 Years Program(s)]	6196	6196	6196	-	-	-
UG [4 Years Program(s)]	383	383	383	337	-	-
PG [1 Year Program(s)]	121	-	-	-	-	-
PG [2 Year Program(s)]	3089	3089	-	-	-	-
PG [3 Year Program(s)]	56	56	56	-	-	-
PG-Integrated	13	13	13	12	12	-

### Total Actual Student Strength (Program(s) Offered by Your Institution)

(All programs of all years)	No. of Male Students	No. of Female Students	Total Students	Within State (Including male & female)	Outside State (Including male & female)	Outside Country (Including male & female)	Economically Backward (Including male & female)	Socially Challenged (SC+ST+OBC Including male & female)	No. of students receiving full tuition fee reimbursement from the State and Central Government	No. of students receiving full tuition fee reimbursement from Institution Funds	No. of students receiving full tuition fee reimbursement from the Private Bodies	No. of students who are not receiving full tuition fee reimbursement
UG [3 Years Program(s)]	5033	4948	9981	9152	829	0	488	2365	0	0	0	2853
UG [4 Years Program(s)]	774	271	1045	525	520	0	52	483	116	0	0	419
PG [1 Year Program(s)]	1	4	5	3	2	0	0	1	0	0	0	1
PG [2 Year Program(s)]	1274	1435	2709	2315	393	1	180	986	9	0	0	1157
PG [3 Year Program(s)]	19	8	27	27	0	0	0	3	0	0	0	3
PG-Integrated	15	19	34	25	9	0	1	8	0	0	0	9

### Placement & Higher Studies

#### UG [3 Years Program(s)]: Placement & higher studies for previous 3 years

Academic Year	No. of first year students intake in the year	No. of first year students admitted in the year	Academic Year	No. of students admitted through Lateral entry	Academic Year	No. of students graduating in minimum stipulated time	No. of students placed	Median salary of placed graduates(Amount in Rs.)	No. of students selected for Higher Studies
2017-18	5800	3045	2018-19	0	2019-20	1535	0	0(Zero)	1151
2018-19	5814	3030	2019-20	0	2020-21	2658	12	252000(Two Lac fifty two thousand)	1256

2019-20	6196	3048	2020-21	0	2021-22	2548	0	0(Zero)	1178
---------	------	------	---------	---	---------	------	---	---------	------

**UG [4 Years Program(s)]: Placement & higher studies for previous 3 years**

Academic Year	No. of first year students intake in the year	No. of first year students admitted in the year	Academic Year	No. of students admitted through Lateral entry	Academic Year	No. of students graduating in minimum stipulated time	No. of students placed	Median salary of placed graduates(Amount in Rs.)	No. of students selected for Higher Studies
2016-17	337	266	2017-18	40	2019-20	126	16	275000(Two lac seventy five thousand)	35
2017-18	337	266	2018-19	42	2020-21	263	55	250000(Two lac fifty thousand)	12
2018-19	337	254	2019-20	42	2021-22	266	61	290000(Two lac ninety thousand)	22

**PG [1 Years Program(s)]: Placement & higher studies for previous 3 years**

Academic Year	No. of first year students intake in the year	No. of first year students admitted in the year	Academic Year	No. of students graduating in minimum stipulated time	No. of students placed	Median salary of placed graduates(Amount in Rs.)	No. of students selected for Higher Studies
2019-20	121	36	2019-20	32	0	0(Zero)	0
2020-21	121	20	2020-21	20	0	0(Zero)	0
2021-22	121	28	2021-22	28	0	0(Zero)	0

**PG [2 Years Program(s)]: Placement & higher studies for previous 3 years**

Academic Year	No. of first year students intake in the year	No. of first year students admitted in the year	Academic Year	No. of students graduating in minimum stipulated time	No. of students placed	Median salary of placed graduates(Amount in Rs.)	No. of students selected for Higher Studies
2018-19	2913	1723	2019-20	1371	43	258000(Two lac fifty eight thousand)	12
2019-20	3033	1426	2020-21	1396	24	500000(Five lac)	18
2020-21	3089	1512	2021-22	1382	88	520000(Five lac twenty thousand)	32

**PG [3 Years Program(s)]: Placement & higher studies for previous 3 years**

Academic Year	No. of first year students intake in the year	No. of first year students admitted in the year	Academic Year	No. of students admitted through Lateral entry	Academic Year	No. of students graduating in minimum stipulated time	No. of students placed	Median salary of placed graduates(Amount in Rs.)	No. of students selected for Higher Studies
2017-18	50	14	2018-19	0	2019-20	13	2	180000(One lac eighty thousand)	0
2018-19	50	12	2019-20	0	2020-21	11	2	300000(Three lac)	1
2019-20	56	27	2020-21	0	2021-22	25	0	0(Zero)	0

**PG-Integrated [5 Years Program(s)]: Placement & higher studies for previous 3 years**

Academic Year	No. of first year students intake in the year	No. of first year students admitted in the year	Academic Year	No. of students graduating in minimum stipulated time	No. of students placed	Median salary of placed graduates(Amount in Rs.)	No. of students selected for Higher Studies
2015-16	12	5	2019-20	5	0	0(Zero)	0
2016-17	12	5	2020-21	5	0	0(Zero)	0
2017-18	12	5	2021-22	5	0	0(Zero)	0

#### Ph.D Student Details

Ph.D (Student pursuing doctoral program till 2021-22 Students admitted in the academic year 2022-23 should not be entered here.)			
			Total Students
Full Time			288
Part Time			0
No. of Ph.D students graduated (including Integrated Ph.D)			
	2021-22	2020-21	2019-20
Full Time		128	89
Part Time		0	0
PG (Student pursuing MD/MS/DNB program till 2021-22 Students admitted in the academic year 2022 - 23 should not be entered here)			
Number of students pursuing PG (MD/MS/DNB) program			0
No. of students Graduating in PG (MD/MS/DNB) program			
2021-22	2020-21	2019-20	
0	0	0	

#### Online Education

1. Does all programs/courses were completed on time.	Yes
--	-----

2. Measures taken to complete the syllabus of courses and programs.

Due to Covid-19 situation the offline classes were discontinued and online classes were arranged by the University. University faculties had initiated accounts on online video conferencing platforms such as ZOOM, Skype and Google Class Room etc. Students were motivated and advised to continue their learning process through online mode and use various digital platforms as per UGC guidelines. Students were regularly informed and instructed to use various online education websites and platforms developed by ICT initiatives of the MHRD, UGC and its Inter University Centres to study for free during the lockdown. For the convenience and maximum benefits of the students faculty members provide the course material in the form of core material and elaborative material of each course and programs. While core material consisted of important principles theorems, formulas, diagrams and graphs, illustration material consisted of examples, quotes, elastration etc. Such measures were of great use to students and led to the completion of syllabus of different courses and programmes. University authorities and deans instructed and monitored all the faculty members to take regular online classes and report of the same were submitted to the concerned authorities as desired and instructed by UGC and MHRD from time to time. For the effective assessment of the measures to complete the syllabus of courses and programs each school divided courses and programs in three categories  
 (i)memory dependent,  
 (ii)problem solving and  
 (iii)interpretation based. Each faculty member of the University was instructed by the concerned authorities to furnish weekly plan of the each subject and accordingly feedback was collected from the students of the University regarding to their teaching theoretical/practical/assignment components. Students were provided study material from and made aware about the online learning website and resources provided by MHRD like SWAYAM online courses, UG/PG MOOCS, e-PG Pathshala, e-content courseware in UG subjects, SWYAM Prabha, CECUGC, Youtube Channel, National Digital Library, Shodh Ganga and e-shodh sindhu etc. All the e-resources including SYAYAM courses were fully made available to the students through exclusively created website (www.swayabhnbgu.in) and through the print media by the university repeatedly (News Clips: <https://drive.google.com/drive/folders/E3Fvfm99QtNPH0mY8wnjx705dxwq8Cj?usp=sharing>; YouTube playlist <http://tiny.cc/SWAYAM>; <https://youtu.be/meKB146oBQ4>. Monitoring of E-learning: The University has e-learning committee which regularly has been addressing the issues pertaining the online teaching and monitoring (<http://hnbgu.ac.in/writereaddata/onlinelearning.pdf>, <http://hnbgu.ac.in/writereaddata/eteaching.pdf>). Creation of Institutional OER repository: SWAYAM cell of University released a notice suggesting the teachers to create/ suggest Open Educational Resources and contribute to University repository in the website of SWAYAM cell (SWAYAM Cell - Repository (swayamhnbgu.in). However, during the course completion it was realized that online teaching has not been very easy due to certain bottlenecks such as the connectivity issues. Many of the students were not having smart phones or laptops and accessibility to the network because most of the students went to their respective native places which were devoid of internet facility. Through Clear and actionable guidance for safe operations through the prevention of covid- 19 University open their campuses in offline mode and also conduct some offline theory and practical classes.

3. The period of delay in completion of syllabus (in months). 0

4. The period of delay in conducting exams (in months). 1

Portal Name	No. of students offered online courses which have credit transferred to transcript	Total no. of online courses which have credit transferred to the transcript	Total no. of credits transferred to transcript
Swayam	1213	2	8

5. No. of courses developed and available online on Swayam platform by your institution faculty 2

**Financial Resources: Utilised Amount for the Capital expenditure for previous 3 years**

Academic Year	2021-22	2020-21	2019-20
	Utilised Amount	Utilised Amount	Utilised Amount
<b>Annual Capital Expenditure on Academic Activities and Resources (excluding expenditure on buildings)</b>			
Library	13022000 (One Crore Thity lacs Twenty two thousand)	30700000 (Three Crore Seven Lac)	18722000 (One Crore Eighty Seven Lac Twenty Two Thousand )
New Equipment for Laboratories	4332000 (Forty three lac thirty two thousand)	19951000 (0)	10647000 (One Crore Six Lakh Forty seven Thousand)
Engineering Workshops	0 (Zero)	0 (Zero)	0 (Zero)
Other expenditure on creation of Capital Assets (excluding expenditure on Land and Building)	28686000 (Two Crore Eighty six lac Eighty six thousand)	41889000 (Four Crore Eighteen lac Eighty Nine Thousand)	8873000 (Eighty Eight Lakh Seventy three thousand)

**Financial Resources: Utilised Amount for the Operational expenditure for previous 3 years**

Academic Year	2021-22	2020-21	2019-20
	Utilised Amount	Utilised Amount	Utilised Amount

**Annual Operational Expenditure**

Salaries (Teaching and Non Teaching staff)	1065600000 (One hundred sixty five crore sixty lac )	1004084000 (One thousand forty lac eighty four thousand)	1085161000 (One hundred Eight Crore fifty one lakh sixty one thousand)
Maintenance of Academic Infrastructure or consumables and other running expenditures(excluding maintenance of hostels and allied services,rent of the building, depreciation cost, etc)	62853000 (Six hundred twenty eight lac fifty three thousand)	91732000 (Nine Crore seventeen lac thirty two thousand)	311289000 (Thirty one crore twelve lakh eighty nine thousand)
Seminars/Conferences/Workshops	656000 (Six lac fifty six thousand)	4670000 (Four Lac sixty Seven thousand)	383000 (Three Lakh Eighty three thousand)

**IPR**

Calendar year	2021	2020	2019
No. of Patents Published	2	0	1
No. of Patents Granted	2	0	1

**Sponsored Research Details**

Financial Year	2021-22	2020-21	2019-20
Total no. of Sponsored Projects	12	22	41
Total no. of Funding Agencies	12	19	12
Total Amount Received (Amount in Rupees)	9598649	35878838	15795000
Amount Received in Words	Ninety five lac ninety eight thousand six hundred forty nine	Three crore fifty eight lac seventy eight thousand thirty eight	One crore fifty seven lac ninty five thousand

**Consultancy Project Details**

Financial Year	2021-22	2020-21	2019-20
Total no. of Consultancy Projects	2	1	2
Total no. of Client Organizations	2	1	2
Total Amount Received (Amount in Rupees)	6935840	261000	519480
Amount Received in Words	Sixty nine lac thirty five thousand eight hundred forty	Two lakh sixty one thousand	Five lac nineteen thousand four hundred eighty

# National Institutional Ranking Framework

Ministry of Education

Government of India

Welcome to Data Capturing System: OVERALL

## Submitted Institute Data for NIRF'2023'

Institute Name: Hemwati Nandan Bahuguna Garhwal University [IR-O-U-0557]

### Sanctioned (Approved) Intake

Academic Year	2021-22	2020-21	2019-20	2018-19	2017-18	2016-17
UG [3 Years Program(s)]	6196	6196	6196	-	-	-
UG [4 Years Program(s)]	383	383	383	337	-	-
PG [1 Year Program(s)]	121	-	-	-	-	-
PG [2 Year Program(s)]	3089	3089	-	-	-	-
PG [3 Year Program(s)]	56	56	56	-	-	-
PG-Integrated	13	13	13	12	12	-

### Total Actual Student Strength (Program(s) Offered by Your Institution)

(All programs of all years)	No. of Male Students	No. of Female Students	Total Students	Within State (Including male & female)	Outside State (Including male & female)	Outside Country (Including male & female)	Economically Backward (Including male & female)	Socially Challenged (SC+ST+OBC Including male & female)	No. of students receiving full tuition fee reimbursement from the State and Central Government	No. of students receiving full tuition fee reimbursement from Institution Funds	No. of students receiving full tuition fee reimbursement from the Private Bodies	No. of students who are not receiving full tuition fee reimbursement
UG [3 Years Program(s)]	5033	4948	9981	9152	829	0	488	2365	0	0	0	2853
UG [4 Years Program(s)]	774	271	1045	525	520	0	52	483	116	0	0	419
PG [1 Year Program(s)]	1	4	5	3	2	0	0	1	0	0	0	1
PG [2 Year Program(s)]	1274	1435	2709	2315	393	1	180	986	9	0	0	1157
PG [3 Year Program(s)]	19	8	27	27	0	0	0	3	0	0	0	3
PG-Integrated	15	19	34	25	9	0	1	8	0	0	0	9

### Placement & Higher Studies

#### UG [3 Years Program(s)]: Placement & higher studies for previous 3 years

Academic Year	No. of first year students intake in the year	No. of first year students admitted in the year	Academic Year	No. of students admitted through Lateral entry	Academic Year	No. of students graduating in minimum stipulated time	No. of students placed	Median salary of placed graduates(Amount in Rs.)	No. of students selected for Higher Studies
2017-18	5800	3045	2018-19	0	2019-20	1535	0	0(Zero)	1151
2018-19	5814	3030	2019-20	0	2020-21	2658	12	252000(Two Lac fifty two thousand)	1256



2019-20	6196	3048	2020-21	0	2021-22	2548	0	0(Zero)	1178
---------	------	------	---------	---	---------	------	---	---------	------

**UG [4 Years Program(s)]: Placement & higher studies for previous 3 years**

Academic Year	No. of first year students intake in the year	No. of first year students admitted in the year	Academic Year	No. of students admitted through Lateral entry	Academic Year	No. of students graduating in minimum stipulated time	No. of students placed	Median salary of placed graduates(Amount in Rs.)	No. of students selected for Higher Studies
2016-17	337	266	2017-18	40	2019-20	126	16	275000(Two lac seventy five thousand)	35
2017-18	337	266	2018-19	42	2020-21	263	55	250000(Two lac fifty thousand)	12
2018-19	337	254	2019-20	42	2021-22	266	61	290000(Two lac ninety thousand)	22

**PG [1 Years Program(s)]: Placement & higher studies for previous 3 years**

Academic Year	No. of first year students intake in the year	No. of first year students admitted in the year	Academic Year	No. of students graduating in minimum stipulated time	No. of students placed	Median salary of placed graduates(Amount in Rs.)	No. of students selected for Higher Studies
2019-20	121	36	2019-20	32	0	0(Zero)	0
2020-21	121	20	2020-21	20	0	0(Zero)	0
2021-22	121	28	2021-22	28	0	0(Zero)	0

**PG [2 Years Program(s)]: Placement & higher studies for previous 3 years**

Academic Year	No. of first year students intake in the year	No. of first year students admitted in the year	Academic Year	No. of students graduating in minimum stipulated time	No. of students placed	Median salary of placed graduates(Amount in Rs.)	No. of students selected for Higher Studies
2018-19	2913	1723	2019-20	1371	43	258000(Two lac fifty eight thousand)	12
2019-20	3033	1426	2020-21	1396	24	500000(Five lac)	18
2020-21	3089	1512	2021-22	1382	88	520000(Five lac twenty thousand)	32

**PG [3 Years Program(s)]: Placement & higher studies for previous 3 years**

Academic Year	No. of first year students intake in the year	No. of first year students admitted in the year	Academic Year	No. of students admitted through Lateral entry	Academic Year	No. of students graduating in minimum stipulated time	No. of students placed	Median salary of placed graduates(Amount in Rs.)	No. of students selected for Higher Studies
2017-18	50	14	2018-19	0	2019-20	13	2	180000(One lac eighty thousand)	0
2018-19	50	12	2019-20	0	2020-21	11	2	300000(Three lac)	1
2019-20	56	27	2020-21	0	2021-22	25	0	0(Zero)	0

**PG-Integrated [5 Years Program(s)]: Placement & higher studies for previous 3 years**

Academic Year	No. of first year students intake in the year	No. of first year students admitted in the year	Academic Year	No. of students graduating in minimum stipulated time	No. of students placed	Median salary of placed graduates(Amount in Rs.)	No. of students selected for Higher Studies
2015-16	12	5	2019-20	5	0	0(Zero)	0
2016-17	12	5	2020-21	5	0	0(Zero)	0
2017-18	12	5	2021-22	5	0	0(Zero)	0

#### Ph.D Student Details

Ph.D (Student pursuing doctoral program till 2021-22 Students admitted in the academic year 2022-23 should not be entered here.)			
			Total Students
Full Time			288
Part Time			0
No. of Ph.D students graduated (including Integrated Ph.D)			
	2021-22	2020-21	2019-20
Full Time		128	89
Part Time		0	0
PG (Student pursuing MD/MS/DNB program till 2021-22 Students admitted in the academic year 2022 - 23 should not be entered here)			
Number of students pursuing PG (MD/MS/DNB) program			0
No. of students Graduating in PG (MD/MS/DNB) program			
2021-22	2020-21	2019-20	
0	0	0	

#### Online Education

1. Does all programs/courses were completed on time.	Yes
--	-----

2. Measures taken to complete the syllabus of courses and programs.

Due to Covid-19 situation the offline classes were discontinued and online classes were arranged by the University. University faculties had initiated accounts on online video conferencing platforms such as ZOOM, Skype and Google Class Room etc. Students were motivated and advised to continue their learning process through online mode and use various digital platforms as per UGC guidelines. Students were regularly informed and instructed to use various online education websites and platforms developed by ICT initiatives of the MHRD, UGC and its Inter University Centres to study for free during the lockdown. For the convenience and maximum benefits of the students faculty members provide the course material in the form of core material and elaborative material of each course and programs. While core material consisted of important principles theorems, formulas, diagrams and graphs, illustration material consisted of examples, quotes, elastration etc. Such measures were of great use to students and led to the completion of syllabus of different courses and programmes. University authorities and deans instructed and monitored all the faculty members to take regular online classes and report of the same were submitted to the concerned authorities as desired and instructed by UGC and MHRD from time to time. For the effective assessment of the measures to complete the syllabus of courses and programs each school divided courses and programs in three categories  
 (i)memory dependent,  
 (ii)problem solving and  
 (iii)interpretation based. Each faculty member of the University was instructed by the concerned authorities to furnish weekly plan of the each subject and accordingly feedback was collected from the students of the University regarding to their teaching theoretical/practical/assignment components. Students were provided study material from and made aware about the online learning website and resources provided by MHRD like SWAYAM online courses, UG/PG MOOCS, e-PG Pathshala, e-content courseware in UG subjects, SWYAM Prabha, CECUGC, Youtube Channel, National Digital Library, Shodh Ganga and e-shodh sindhu etc. All the e-resources including SYAYAM courses were fully made available to the students through exclusively created website (www.swayabhnbgu.in) and through the print media by the university repeatedly (News Clips: <https://drive.google.com/drive/folders/E3Fvfm99QtNPH0mY8wnjx705dxwq8Cj?usp=sharing>; YouTube playlist <http://tiny.cc/SWAYAM>; <https://youtu.be/meKB146oBQ4>. Monitoring of E-learning: The University has e-learning committee which regularly has been addressing the issues pertaining the online teaching and monitoring (<http://hnbgu.ac.in/writereaddata/onlinelearning.pdf>, <http://hnbgu.ac.in/writereaddata/eteaching.pdf>). Creation of Institutional OER repository: SWAYAM cell of University released a notice suggesting the teachers to create/ suggest Open Educational Resources and contribute to University repository in the website of SWAYAM cell (SWAYAM Cell - Repository (swayamhnbgu.in). However, during the course completion it was realized that online teaching has not been very easy due to certain bottlenecks such as the connectivity issues. Many of the students were not having smart phones or laptops and accessibility to the network because most of the students went to their respective native places which were devoid of internet facility. Through Clear and actionable guidance for safe operations through the prevention of covid- 19 University open their campuses in offline mode and also conduct some offline theory and practical classes.

3. The period of delay in completion of syllabus (in months). 0

4. The period of delay in conducting exams (in months). 1

Portal Name	No. of students offered online courses which have credit transferred to transcript	Total no. of online courses which have credit transferred to the transcript	Total no. of credits transferred to transcript
Swayam	1213	2	8

5. No. of courses developed and available online on Swayam platform by your institution faculty 2

**Financial Resources: Utilised Amount for the Capital expenditure for previous 3 years**

Academic Year	2021-22	2020-21	2019-20
	Utilised Amount	Utilised Amount	Utilised Amount
<b>Annual Capital Expenditure on Academic Activities and Resources (excluding expenditure on buildings)</b>			
Library	13022000 (One Crore Thity lacs Twenty two thousand)	30700000 (Three Crore Seven Lac)	18722000 (One Crore Eighty Seven Lac Twenty Two Thousand )
New Equipment for Laboratories	4332000 (Forty three lac thirty two thousand)	19951000 (0)	10647000 (One Crore Six Lakh Forty seven Thousand)
Engineering Workshops	0 (Zero)	0 (Zero)	0 (Zero)
Other expenditure on creation of Capital Assets (excluding expenditure on Land and Building)	28686000 (Two Crore Eighty six lac Eighty six thousand)	41889000 (Four Crore Eighteen lac Eighty Nine Thousand)	8873000 (Eighty Eight Lakh Seventy three thousand)

**Financial Resources: Utilised Amount for the Operational expenditure for previous 3 years**

Academic Year	2021-22	2020-21	2019-20
	Utilised Amount	Utilised Amount	Utilised Amount

**Annual Operational Expenditure**

Salaries (Teaching and Non Teaching staff)	1065600000 (One hundred sixty five crore sixty lac )	1004084000 (One thousand forty lac eighty four thousand)	1085161000 (One hundred Eight Crore fifty one lakh sixty one thousand)
Maintenance of Academic Infrastructure or consumables and other running expenditures(excluding maintenance of hostels and allied services,rent of the building, depreciation cost, etc)	62853000 (Six hundred twenty eight lac fifty three thousand)	91732000 (Nine Crore seventeen lac thirty two thousand)	311289000 (Thirty one crore twelve lakh eighty nine thousand)
Seminars/Conferences/Workshops	656000 (Six lac fifty six thousand)	4670000 (Four Lac sixty Seven thousand)	383000 (Three Lakh Eighty three thousand)

**IPR**

Calendar year	2021	2020	2019
No. of Patents Published	2	0	1
No. of Patents Granted	2	0	1

**Sponsored Research Details**

Financial Year	2021-22	2020-21	2019-20
Total no. of Sponsored Projects	12	22	41
Total no. of Funding Agencies	12	19	12
Total Amount Received (Amount in Rupees)	9598649	35878838	15795000
Amount Received in Words	Ninety five lac ninety eight thousand six hundred forty nine	Three crore fifty eight lac seventy eight thousand thirty eight	One crore fifty seven lac ninty five thousand

**Consultancy Project Details**

Financial Year	2021-22	2020-21	2019-20
Total no. of Consultancy Projects	2	1	2
Total no. of Client Organizations	2	1	2
Total Amount Received (Amount in Rupees)	6935840	261000	519480
Amount Received in Words	Sixty nine lac thirty five thousand eight hundred forty	Two lakh sixty one thousand	Five lac nineteen thousand four hundred eighty

# National Institutional Ranking Framework

Ministry of Human Resource Development

Government of India

Welcome to Data Capturing System: OVERALL

## Submitted Institute Data for NIRF'2020'

Institute Name: Hemwati Nandan Bahuguna Garhwal University [IR-O-U-0557]

### Sanctioned (Approved) Intake

Academic Year	2018-19	2017-18	2016-17	2015-16	2014-15	2013-14
UG [3 Years Program(s)]	5814	5800	6441	-	-	-
UG [4 Years Program(s)]	337	337	337	337	-	-
PG [2 Year Program(s)]	2913	2932	-	-	-	-
PG [3 Year Program(s)]	50	50	50	-	-	-
PG-Integrated	12	12	12	12	12	-

### Total Actual Student Strength (Program(s) Offered by Your Institution)

(All programs of all years)	No. of Male Students	No. of Female Students	Total Students	Within State (Including male & female)	Outside State (Including male & female)	Outside Country (Including male & female)	Economically Backward (Including male & female)	Socially Challenged (SC+ST+OBC Including male & female)	No. of students receiving full tuition fee reimbursement from the State and Central Government	No. of students receiving full tuition fee reimbursement from Institution Funds	No. of students receiving full tuition fee reimbursement from the Private Bodies	No. of students who are not receiving full tuition fee reimbursement
UG [3 Years Program(s)]	4065	4409	8474	8416	58	0	0	2202	261	28	0	1913
UG [4 Years Program(s)]	960	387	1347	1014	333	0	0	336	0	2	0	334
PG [2 Year Program(s)]	2021	1849	3870	3135	735	0	0	965	108	5	0	852
PG [3 Year Program(s)]	37	21	58	49	9	0	0	2	0	1	0	1
PG-Integrated	4	19	23	21	2	0	0	1	0	0	0	1

### Placement & Higher Studies

#### UG [3 Years Program(s)]: Placement & higher studies for previous 3 years

Academic Year	No. of first year students intake in the year	No. of first year students admitted in the year	Academic Year	No. of students admitted through Lateral entry	Academic Year	No. of students graduating in minimum stipulated time	No. of students placed	Median salary of placed graduates(Amount in Rs.)	No. of students selected for Higher Studies
2014-15	4622	2723	2015-16	0	2016-17	1871	13	192000(One Lakh ninety two thousand only)	524
2015-16	5704	3061	2016-17	0	2017-18	1564	0	0(Zero)	728
2016-17	6441	3166	2017-18	0	2018-19	3067	22	252000(Two lakh fifty two thousand only)	779

**UG [4 Years Program(s)]: Placement & higher studies for previous 3 years**

Academic Year	No. of first year students intake in the year	No. of first year students admitted in the year	Academic Year	No. of students admitted through Lateral entry	Academic Year	No. of students graduating in minimum stipulated time	No. of students placed	Median salary of placed graduates(Amount in Rs.)	No. of students selected for Higher Studies
2013-14	322	248	2014-15	25	2016-17	197	0	0(Zero)	10
2014-15	337	253	2015-16	16	2017-18	206	0	0(Zero)	51
2015-16	337	266	2016-17	26	2018-19	237	0	0(Zero)	13

**PG [2 Years Program(s)]: Placement & higher studies for previous 3 years**

Academic Year	No. of first year students intake in the year	No. of first year students admitted in the year	Academic Year	No. of students graduating in minimum stipulated time	No. of students placed	Median salary of placed graduates(Amount in Rs.)	No. of students selected for Higher Studies
2015-16	2892	1642	2016-17	997	9	324000(Three lakh twenty four thousand only)	78
2016-17	2942	1371	2017-18	1108	28	223380(Two lakh twenty three thousand three hundred eighty only)	0
2017-18	2932	1596	2018-19	1521	0	0(Zero)	23

**PG [3 Years Program(s)]: Placement & higher studies for previous 3 years**

Academic Year	No. of first year students intake in the year	No. of first year students admitted in the year	Academic Year	No. of students admitted through Lateral entry	Academic Year	No. of students graduating in minimum stipulated time	No. of students placed	Median salary of placed graduates(Amount in Rs.)	No. of students selected for Higher Studies
2014-15	38	30	2015-16	0	2016-17	30	0	0(Zero)	0
2015-16	50	20	2016-17	0	2017-18	16	0	0(Zero)	0
2016-17	50	23	2017-18	0	2018-19	20	0	0(Zero)	0

**PG-Integrated [5 Years Program(s)]: Placement & higher studies for previous 3 years**

Academic Year	No. of first year students intake in the year	No. of first year students admitted in the year	Academic Year	No. of students graduating in minimum stipulated time	No. of students placed	Median salary of placed graduates(Amount in Rs.)	No. of students selected for Higher Studies
2012-13	12	12	2016-17	10	0	0(Zero)	0
2013-14	12	4	2017-18	3	0	0(Zero)	0
2014-15	12	5	2018-19	4	0	0(Zero)	0

**Ph.D Student Details**

Ph.D (Student pursuing doctoral program till 2017-18; Students admitted in the academic year 2018-19 should not be entered here.)	
	Total Students
Full Time	376

Part Time		0	
<b>No. of Ph.D students graduated (including Integrated Ph.D)</b>			
	<b>2018-19</b>	<b>2017-18</b>	<b>2016-17</b>
Full Time	96	85	104
Part Time	0	0	0

**Financial Resources: Utilised Amount for the Capital expenditure for previous 3 years**

Academic Year	2018-19	2017-18	2016-17
	Utilised Amount	Utilised Amount	Utilised Amount
<b>Annual Capital Expenditure on Academic Activities and Resources (excluding expenditure on buildings)</b>			
Library	9357000 (Ninety three Lakh fifty seven thousand)	40815000 (Four Crore Eight Lakh Fifteen Thousand)	45449000 (Four Crore Fifty Four Lakh Forty Nine Thousand)
New Equipment for Laboratories	25766275 (Two Crore Fifty Seven Lakh Sixty Six thousand two hundred seventy five)	7505000 (Seventy Five Lakh Five Thousand)	30516000 (Three Crore Five Lakh Sixteen Thousand)
Engineering Workshops	0 (Zero)	0 (Zero)	0 (Zero)
Other expenditure on creation of Capital Assets (excluding expenditure on Land and Building)	69345352 (Six Crore Ninety Three Lakh Forty Five Thousand Three Hundred Fifty Two)	1425000 (Fourteen Lakh Twenty Five Thousand)	305786448 (Thirty Crore Fifty Seven Lakh Eighty Six Thousand Four Hundred Forty Eight)

**Financial Resources: Utilised Amount for the Operational expenditure for previous 3 years**

Academic Year	2018-19	2017-18	2016-17
	Utilised Amount	Utilised Amount	Utilised Amount
<b>Annual Operational Expenditure</b>			
Salaries (Teaching and Non Teaching staff)	825973140 (Eighty two crore Fifty Nine Lakh Seventy Three Thousand One Hundred Forty)	821765777 (Eighty Two Crore Seventeen Lakh Sixty Five Thousand Seven Hundred Seventy Seven)	742512382 (Seven Crore Forty Two Lakh Fifty One Thousand Two Thousand Three Hundred Eighty Two)
Maintenance of Academic Infrastructure or consumables and other running expenditures(excluding maintenance of hostels and allied services,rent of the building, depreciation cost, etc)	273025609 (Twenty Seven Crore Thirty Lakh Twenty Five Thousand Six Hundred Nine)	297367780 (Twenty Nine Crore Seventy Three Lakh Sixty Seven Thousand Seven Hundred Eighty)	170297321 (Seventeen Crore Two Lakh Ninety Seven Thousand Three Hundred Twenty)
Seminars/Conferences/Workshops	2474769 (Twenty Four Lakh Seventy Four Thousand Seven Hundred Sixty Nine)	1508397 (Fifteen Lakh Eight Thousand Three Hundred Ninety Seven )	329768 (Three Lakh Twenty Nine Thousand Seven Hundred Sixty Eight)

**IPR**

Calendar year	2018	2017	2016
No. of Patents Published	2	1	0
No. of Patents Granted	1	0	0

**Sponsored Research Details**

Financial Year	2018-19	2017-18	2016-17
Total no. of Sponsored Projects	36	34	15
Total no. of Funding Agencies	13	13	10
Total Amount Received (Amount in Rupees)	20638013	15906379	10257000

Amount Received in Words	Two crore six lakh thirty eight thousand thirteen	One Crore Fifty Nine Lakh Six Thousand Three Hundred Seventy Nine	One Crore Two Lakh Fifty Seven Thousand
--------------------------	---	---	---

### Consultancy Project Details

Financial Year	2018-19	2017-18	2016-17
Total no. of Consultancy Projects	2	2	4
Total no. of Client Organizations	3	2	4
Total Amount Received (Amount in Rupees)	1293107	1456000	3421917
Amount Received in Words	Twelve lakh ninety three thousand one hundred seven	Fourteen Lakh Fifty Six Thousand	Thirty Four Lakh Twenty One Thousand Nine Hundred Seventeen

### Executive Development Program/Management Development Programs

Financial Year	2018-19	2017-18	2016-17
Total no. of Executive Development Programs/ Management Development Programs	0	0	0
Total no. of Participants	0	0	0
Total Annual Earnings (Amount in Rupees)(Excluding Lodging & Boarding Charges)	0	0	0
Total Annual Earnings in Words	Zero	Zero	Zero

### PCS Facilities: Facilities of physically challenged students

1. Do your institution buildings have Lifts/Ramps?	Yes, less than 40% of the buildings
2. Do your institution have provision for walking aids, including wheelchairs and transportation from one building to another for handicapped students?	Yes
3. Do your institution buildings have specially designed toilets for handicapped students?	Yes, less than 40% of the buildings

### Awards Details

1. How many faculty member of your institution have received highly reputed national/international awards/recognition from central government agencies in the previous academic year 2018-19	0
2. How many students of your institution have won international awards in the previous academic year 2018-19	0

### Accreditation

#### NBA Accreditation

1. Does your institute have a valid NBA Accreditation?	NO
--	----

#### NAAC Accreditation

1. Does your institute have a valid NAAC Accreditation?	YES	
<b>Valid from</b>	<b>Valid upto</b>	<b>CGPA</b>
28-03-2016	28-03-2021	3.11



**ICAR Accreditation**

1. Does your institute have a valid ICAR Accreditation?	NO
---	----

**Village Adoption**

Have your institute adopted any village under Unnat Bharat Scheme?	YES
--	-----

**Faculty Details**

Srno	Name	Age	Designation	Gender	Qualification	Experience (In Months)	Is Associated Last Year	Currently working with institution?	Joining Date	Leaving Date	Association type
1	NAUTIYAL MOHAN CHANDRA	60	Professor	Male	Ph.D	382	Yes	Yes	17-06-1987	--	Regular
2	PRATI PRASAD	61	Professor	Male	Ph.D	312	Yes	Yes	06-04-1993	--	Regular
3	CHAUHAN JAY SINGH	56	Professor	Male	Ph.D	352	Yes	Yes	17-12-1990	--	Regular
4	NEGI AJIT KUMAR	54	Professor	Male	Ph.D	135	Yes	Yes	06-03-2007	--	Regular
5	CHAUHAN DHANPAL SINGH	50	Associate Professor	Male	Ph.D	211	Yes	Yes	02-09-2002	--	Regular
6	NEGI RAJENDRA SINGH	54	Associate Professor	Male	Ph.D	352	Yes	Yes	02-09-2002	--	Regular
7	CHAMOLA BHAGWATI PRASAD	57	Assistant Professor	Male	Ph.D	211	Yes	Yes	04-09-2002	--	Regular
8	PHARTIYAL SHYAM SINGH	51	Assistant Professor	Male	Ph.D	143	Yes	Yes	21-05-2007	--	Regular
9	KUMAR MUNESH	47	Assistant Professor	Male	Ph.D	144	Yes	Yes	02-04-2007	--	Regular
10	RANA DEEPAK KUMAR	42	Assistant Professor	Male	Ph.D	77	Yes	Yes	06-06-2013	--	Regular
11	PRABHA DEEPTI	38	Assistant Professor	Female	Ph.D	70	Yes	Yes	11-06-2013	--	Regular
12	CHANDRA HARISH	42	Assistant Professor	Male	Ph.D	118	Yes	Yes	26-07-2013	--	Regular
13	PATNI BABITA	33	Assistant Professor	Female	Ph.D	81	Yes	Yes	26-07-2013	--	Regular
14	SRIVASTAVA SANTOSH KUMAR	64	Professor	Male	Ph.D	489	Yes	Yes	07-01-1980	--	Regular
15	DANGWAL RAMESH CHANDRA	55	Professor	Male	Ph.D	384	Yes	Yes	13-04-1987	--	Regular
16	SHARMA VINOD CHANDRA	57	Professor	Male	Ph.D	348	Yes	Yes	15-04-1987	--	Regular
17	POKHRIYAL ASHOK KUMAR	55	Professor	Male	Ph.D	347	Yes	Yes	15-05-1991	--	Regular

18	PANDEY RAMSHARAN	54	Professor	Male	Ph.D	343	Yes	Yes	17-09-1991	--	Regular
19	DHYANI ATUL	52	Professor	Male	Ph.D	253	Yes	Yes	28-03-1998	--	Regular
20	RAWAT SAMPURAN SINGH	63	Professor	Male	Ph.D	461	Yes	Yes	19-11-1981	--	Regular
21	BAHUGUNA ARUN KUMAR	62	Professor	Male	Ph.D	419	Yes	Yes	04-05-1984	--	Regular
22	JOSHI PRADEEP KUMAR	63	Professor	Male	Ph.D	454	Yes	Yes	16-06-1981	--	Regular
23	LAKHERA SHANTI KUMAR	64	Professor	Male	Ph.D	384	Yes	Yes	01-04-1987	--	Regular
24	MAIKHURI RAMA	57	Professor	Female	Ph.D	352	Yes	Yes	22-12-1990	--	Regular
25	NAUTIYAL ANIL KUMAR	54	Professor	Male	Ph.D	267	Yes	Yes	28-01-1987	--	Regular
26	KHANDURI GEETA	57	Professor	Female	Ph.D	253	Yes	Yes	28-03-1998	--	Regular
27	DHAWAN SEEMA	51	Professor	Female	Ph.D	85	Yes	Yes	20-03-2012	--	Regular
28	THAKUR GHANSHYAM SINGH	42	Assistant Professor	Male	Ph.D	89	Yes	Yes	27-11-2012	--	Regular
29	BETAL CHINTA HARAN	52	Assistant Professor	Male	Ph.D	88	Yes	Yes	03-12-2012	--	Regular
30	PANT MUKUL	41	Assistant Professor	Male	Ph.D	77	Yes	Yes	06-06-2013	--	Regular
31	KRISHNAKANT	36	Assistant Professor	Female	Ph.D	70	Yes	Yes	07-06-2013	--	Regular
32	SINGH RAMESH CHANDRA	38	Assistant Professor	Male	NET	70	Yes	Yes	07-06-2013	--	Regular
33	SINGH DEVENDRA	41	Assistant Professor	Male	NET	70	Yes	Yes	12-06-2013	--	Regular
34	YADAV HIRA LAL	36	Assistant Professor	Male	Ph.D	77	Yes	Yes	20-06-2013	--	Regular
35	SINGH JOSEPH	44	Assistant Professor	Male	Ph.D	80	Yes	Yes	07-08-2013	--	Regular
36	PANWAR NARAYAN SINGH	56	Professor	Male	Ph.D	394	Yes	Yes	27-12-1986	--	Regular
37	RAUTHAN MAN MOHAN SINGH	55	Professor	Male	Ph.D	218	Yes	Yes	07-02-2001	--	Regular
38	RAIWANI YADAV PRASAD	52	Professor	Male	Ph.D	335	Yes	Yes	15-05-1991	--	Regular
39	THAPLIYAL MADHURA PRASAD	59	Professor	Male	Ph.D	288	Yes	Yes	01-04-1995	--	Regular
40	KATHAIT GAMBHEER SINGH	33	Assistant Professor	Male	M.Tech	88	Yes	Yes	21-03-2012	--	Regular

41	RAWAL NARENDER	42	Assistant Professor	Male	Ph.D	85	Yes	Yes	21-03-2012	--	Regular
42	THAPLIYAL PRASHANT	31	Assistant Professor	Male	M.Tech	92	Yes	Yes	21-03-2012	--	Regular
43	BARTHVAL VARUN	34	Assistant Professor	Male	M.Tech	85	Yes	Yes	21-03-2012	--	Regular
44	PUNDIR YOGENDRA PRATAP	36	Assistant Professor	Male	M.Tech	92	Yes	Yes	21-03-2012	--	Regular
45	KUMAR KULDIP	36	Assistant Professor	Male	M.Tech	92	Yes	Yes	24-03-2012	--	Regular
46	ROHILLA VISHAL	37	Assistant Professor	Male	M.Tech	92	Yes	Yes	26-03-2012	--	Regular
47	BAHUGUNA ARUN SHEKHAR	40	Assistant Professor	Male	M.Tech	92	Yes	Yes	29-03-2012	--	Regular
48	BISWAS DON	33	Assistant Professor	Male	M.Tech	92	Yes	Yes	29-03-2012	--	Regular
49	GUPTA MANOJ KUMAR	46	Assistant Professor	Male	M.Tech	82	Yes	Yes	26-06-2012	--	Regular
50	GANGIL BRIJESH	41	Assistant Professor	Male	Ph.D	82	Yes	Yes	28-06-2012	--	Regular
51	TAMTA VINAY PRASAD	36	Assistant Professor	Male	M.Tech	89	Yes	Yes	19-11-2012	--	Regular
52	PANWAR RAM SINGH	63	Professor	Male	Ph.D	508	Yes	Yes	01-12-1977	--	Regular
53	RAWAT MADAN SWAROOP SINGH	58	Professor	Male	Ph.D	384	Yes	Yes	13-04-1987	--	Regular
54	RAWAT GOVIND SINGH	64	Professor	Male	Ph.D	458	Yes	Yes	07-02-1981	--	Regular
55	RANA RAJENDRA SINGH	60	Professor	Male	Ph.D	320	Yes	Yes	13-08-1993	--	Regular
56	NAINWAL HARISH CHANDRA	58	Professor	Male	Ph.D	348	Yes	Yes	24-04-1990	--	Regular
57	SUNDRIYAL YASHPAL	61	Professor	Male	Ph.D	348	Yes	Yes	24-04-1990	--	Regular
58	NAITHANI BHANU PRASAD	51	Professor	Male	Ph.D	335	Yes	Yes	11-09-1991	--	Regular
59	PANWAR MOHAN SINGH	55	Professor	Male	Ph.D	335	Yes	Yes	11-09-1991	--	Regular
60	NEGI MAHAVEER SINGH	56	Professor	Male	Ph.D	343	Yes	Yes	11-09-1991	--	Regular
61	KUNWAR RAKESH CHANDRA SINGH	58	Professor	Male	Ph.D	352	Yes	Yes	23-12-1990	--	Regular
62	CHAUHAN BHARTI	52	Professor	Female	Ph.D	332	Yes	Yes	06-08-1992	--	Regular

63	BISHT MAHENDRA PRATAP SINGH	56	Professor	Male	Ph.D	320	Yes	Yes	30-08-1993	--	Regular
64	LAKHERA LAXMI PRASAD	59	Associate Professor	Male	Ph.D	233	Yes	Yes	08-11-2000	--	Regular
65	BHATT SUBHAS CHANDRA	59	Professor	Male	Ph.D	383	Yes	Yes	02-05-1987	--	Regular
66	UPADHAYAY TRILOK CHANDR	56	Professor	Male	Ph.D	335	Yes	Yes	15-05-1991	--	Regular
67	NEGI DARWAN SINGH	62	Professor	Male	Ph.D	405	Yes	Yes	28-07-1986	--	Regular
68	DIMRI RAMESH CHANDRA	56	Professor	Male	Ph.D	335	Yes	Yes	15-05-1991	--	Regular
69	NEGI DEVENDRA SINGH	54	Professor	Male	Ph.D	335	Yes	Yes	15-05-1991	--	Regular
70	RAWAT MADAN SINGH	59	Professor	Male	Ph.D	323	Yes	Yes	01-05-1992	--	Regular
71	BELWAL OM KRISHNA	59	Professor	Male	Ph.D	335	Yes	Yes	15-05-1991	--	Regular
72	TIWARI JYOTI	48	Associate Professor	Female	Ph.D	252	Yes	Yes	20-04-1998	--	Regular
73	SATI ANITA	49	Assistant Professor	Female	Ph.D	135	Yes	Yes	06-03-2007	--	Regular
74	SATI SATISH CHANDRA	45	Assistant Professor	Male	Ph.D	152	Yes	Yes	25-08-2007	--	Regular
75	GHIDIYAL NAMRATA	47	Assistant Professor	Female	Ph.D	152	Yes	Yes	13-03-2007	--	Regular
76	FARUK ABDUL	46	Professor	Male	Ph.D	84	Yes	Yes	28-04-2012	--	Regular
77	SINGH LAKHAN	41	Assistant Professor	Male	Ph.D	70	Yes	Yes	07-06-2013	--	Regular
78	RAWAT MEERA	33	Assistant Professor	Female	NET	70	Yes	Yes	11-06-2013	--	Regular
79	JITENDRA	38	Assistant Professor	Male	Ph.D	70	Yes	Yes	11-06-2013	--	Regular
80	KALA SHUBHRA	40	Assistant Professor	Female	Ph.D	70	Yes	Yes	24-06-2013	--	Regular
81	GAUTAM ALOK SAGAR	36	Assistant Professor	Male	Ph.D	81	Yes	Yes	01-07-2013	--	Regular
82	HOTA PRASANTA KUMAR	44	Assistant Professor	Male	Ph.D	76	Yes	Yes	06-07-2013	--	Regular
83	KUMAR ASHOK	37	Assistant Professor	Male	Ph.D	79	Yes	Yes	05-08-2013	--	Regular
84	BHATT RAJENDRA PRASAD	64	Professor	Male	Ph.D	494	Yes	Yes	18-02-1978	--	Regular
85	SHARMA CHANDRA MOHAN	59	Professor	Male	Ph.D	392	Yes	Yes	13-04-1987	--	Regular

86	BAHUGUNA SATYA NAND	63	Professor	Male	Ph.D	370	Yes	Yes	20-06-1988	--	Regular
87	NAUTIYAL PRAKASH	61	Professor	Male	Ph.D	346	Yes	Yes	03-10-1991	--	Regular
88	TIWARI JAY KRISHN	62	Professor	Male	Ph.D	356	Yes	Yes	24-04-1990	--	Regular
89	GUSAIN MANJU PRAKASH	54	Professor	Female	Ph.D	332	Yes	Yes	19-08-1992	--	Regular
90	GUSAIN OM PRAKASH	54	Professor	Male	Ph.D	332	Yes	Yes	19-08-1992	--	Regular
91	LAKHERA PRAMESH CHANDRA	63	Professor	Male	Ph.D	154	Yes	Yes	06-03-2007	--	Regular
92	BHANDARI BHUPENDRA SINGH	50	Assistant Professor	Male	Ph.D	161	Yes	Yes	15-07-2006	--	Regular
93	SINGH DEEPAK	49	Assistant Professor	Male	Ph.D	165	Yes	Yes	15-07-2006	--	Regular
94	JOSHI GOPAL KRISHNA	42	Assistant Professor	Male	Ph.D	145	Yes	Yes	12-03-2007	--	Regular
95	MEHTA JAGAT PRAKASH	55	Assistant Professor	Male	Ph.D	161	Yes	Yes	15-07-2006	--	Regular
96	ARYA MAMTA	38	Assistant Professor	Female	Ph.D	145	Yes	Yes	12-03-2007	--	Regular
97	SAKLANI POOJA	36	Assistant Professor	Female	Ph.D	145	Yes	Yes	06-03-2007	--	Regular
98	TIWARI PRABHAWATI	54	Assistant Professor	Female	Ph.D	153	Yes	Yes	06-03-2007	--	Regular
99	FARTYAL RAJENDRA SINGH	47	Assistant Professor	Male	Ph.D	145	Yes	Yes	06-03-2007	--	Regular
100	TAMTA RAJ KAMAL	44	Assistant Professor	Male	NET	133	Yes	Yes	01-03-2008	--	Regular
101	SINGH NAKLI	63	Professor	Male	Ph.D	483	Yes	Yes	10-01-1980	--	Regular
102	RATURI APARNA	34	Assistant Professor	Female	Ph.D	70	Yes	Yes	11-06-2013	--	Regular
103	SINGH RAHUL KUNWAR	33	Assistant Professor	Male	Ph.D	78	Yes	Yes	11-06-2013	--	Regular
104	RAWAT SEEMA	44	Assistant Professor	Female	Ph.D	78	Yes	Yes	11-06-2013	--	Regular
105	KUMAR DHANANJYA	35	Assistant Professor	Male	Ph.D	78	Yes	Yes	11-06-2013	--	Regular
106	CHAUHAN JASPAL SINGH	34	Assistant Professor	Male	Ph.D	70	Yes	Yes	11-06-2013	--	Regular
107	GUPTA VIDHU	33	Assistant Professor	Female	NET	70	Yes	Yes	14-06-2013	--	Regular
108	YADAV SURABH	41	Assistant Professor	Male	Ph.D	77	Yes	Yes	21-06-2013	--	Regular

109	MAURYA VINEET KUMAR	38	Assistant Professor	Male	Ph.D	78	Yes	Yes	24-06-2013	--	Regular
110	ASHA	42	Assistant Professor	Female	Ph.D	77	Yes	Yes	04-07-2013	--	Regular
111	NIGAM MANISHA	38	Assistant Professor	Female	Ph.D	80	Yes	Yes	19-08-2013	--	Regular
112	KUMAR SUDHIR	33	Assistant Professor	Male	Ph.D	75	Yes	Yes	20-08-2013	--	Regular
113	SINGH NISHA	32	Assistant Professor	Female	Ph.D	73	Yes	Yes	30-06-2013	--	Regular
114	BHATTACHARYA INDRASHIS	37	Assistant Professor	Male	Ph.D	78	Yes	Yes	17-10-2013	--	Regular
115	THAPLIYAL REKHA	62	Professor	Female	Ph.D	484	Yes	Yes	26-12-1979	--	Regular
116	NEGI SANTAN SINGH	63	Professor	Male	Ph.D	377	Yes	Yes	28-11-1988	--	Regular
117	BHATT RAKESH CHANDRA	60	Professor	Male	Ph.D	348	Yes	Yes	24-04-1990	--	Regular
118	SAKLANI DINESH PRASAD	56	Professor	Male	Ph.D	333	Yes	Yes	04-05-1992	--	Regular
119	SOOD CHANDRA SEKHAR	63	Professor	Male	Ph.D	468	Yes	Yes	24-04-1980	--	Regular
120	NAUTIYAL ANNPURNA	61	Dean / Principal / Director / Vice Chancellor	Female	Ph.D	468	Yes	Yes	24-04-1980	--	Regular
121	BAURAI HIMANSHU	58	Professor	Female	Ph.D	384	Yes	Yes	13-04-1987	--	Regular
122	GAIROLA RAMANAND	62	Professor	Male	Ph.D	468	Yes	Yes	22-04-1980	--	Regular
123	SEM WAL MADAN MOHAN	54	Professor	Male	Ph.D	335	Yes	Yes	15-05-1991	--	Regular
124	RANA PYAR SINGH	61	Professor	Male	Ph.D	400	Yes	Yes	26-12-1986	--	Regular
125	MUKESH VIBHA	60	Professor	Female	Ph.D	460	Yes	Yes	19-12-1981	--	Regular
126	SATI MAHESH CHANDRA	52	Professor	Male	Ph.D	352	Yes	Yes	22-12-1990	--	Regular
127	CHAUHAN HARI BHAJAN SINGH	56	Professor	Male	Ph.D	352	Yes	Yes	22-12-1990	--	Regular
128	SINGH MRIGENDRA KUMAR	61	Professor	Male	Ph.D	343	Yes	Yes	11-09-1991	--	Regular
129	SINGH RAJ PAL	58	Professor	Male	Ph.D	353	Yes	Yes	31-10-1990	--	Regular
130	DANG WAL KIRAN	58	Professor	Female	Ph.D	339	Yes	Yes	23-01-1991	--	Regular
131	KHANDURI INDOO PANDEY	59	Professor	Female	Ph.D	342	Yes	Yes	01-10-1991	--	Regular

132	FARSWAN YOGAMBER SINGH	57	Professor	Male	Ph.D	260	Yes	Yes	01-08-1998	--	Regular
133	SAKLANI BINA	65	Professor	Female	Ph.D	303	Yes	Yes	25-01-1994	--	Regular
134	CHAUHAN VIDHYA SINGH	61	Professor	Male	Ph.D	352	Yes	Yes	22-12-1990	--	Regular
135	SINGH SATISH CHANDRA	62	Associate Professor	Male	Ph.D	149	Yes	Yes	03-11-2007	--	Regular
136	KHANDURI MANJU	52	Professor	Female	Ph.D	344	Yes	Yes	15-05-1991	--	Regular
137	BAHUGUNA UMA	48	Assistant Professor	Female	Ph.D	150	Yes	Yes	06-10-2007	--	Regular
138	BHATT JAY PRAKASH	42	Assistant Professor	Male	Ph.D	150	Yes	Yes	06-10-2007	--	Regular
139	DANGWAL SUREKHA	52	Professor	Female	Ph.D	348	Yes	Yes	24-04-1990	--	Regular
140	RANA MANJULA	55	Professor	Female	Ph.D	391	Yes	Yes	26-09-1987	--	Regular
141	GHILDIAL VINEET	63	Professor	Female	Ph.D	407	Yes	Yes	13-04-1987	--	Regular
142	DANGWAL ASHA RAM	64	Professor	Male	Ph.D	484	Yes	Yes	26-12-1979	--	Regular
143	JUGRAN MRIDULA	61	Professor	Female	Ph.D	471	Yes	Yes	24-01-1980	--	Regular
144	KALA RAKESH KUMAR	64	Associate Professor	Male	M. Phil	499	Yes	Yes	06-09-1978	--	Regular
145	SHAKUNTALA	59	Professor	Female	Ph.D	391	Yes	Yes	28-09-1987	--	Regular
146	CHAUHAN KAMLA	58	Professor	Female	Ph.D	404	Yes	Yes	20-04-1987	--	Regular
147	PANDEY ASHA	60	Professor	Female	Ph.D	389	Yes	Yes	14-11-1987	--	Regular
148	GUPTA MONIKA	50	Professor	Female	Ph.D	303	Yes	Yes	25-01-1994	--	Regular
149	BISHT DHAN SINGH	55	Professor	Male	Ph.D	335	Yes	Yes	15-05-1991	--	Regular
150	KUMAR DEEPAK	44	Professor	Male	Ph.D	132	Yes	Yes	22-04-2008	--	Regular
151	BISHT GUDDI	44	Assistant Professor	Female	Ph.D	183	Yes	Yes	31-12-2004	--	Regular
152	JAYASWAL SUDHANSHU	58	Associate Professor	Male	Ph.D	331	Yes	Yes	24-09-1992	--	Regular
153	GUPTA ASHUTOSH	37	Assistant Professor	Male	Ph.D	132	Yes	Yes	02-04-2008	--	Regular
154	BAGRI SATISH CHANDRA	62	Professor	Male	Ph.D	470	Yes	Yes	04-02-1980	--	Regular
155	GUPTA SHIV KUMAR	53	Professor	Male	Ph.D	303	Yes	Yes	29-01-1994	--	Regular
156	DHODI RAKESH KUMAR	47	Associate Professor	Male	Ph.D	214	Yes	Yes	09-06-2001	--	Regular

157	DHODI RASHMI	42	Associate Professor	Female	Ph.D	214	Yes	Yes	09-06-2001	--	Regular
158	MAMGAIN PRADEEP	47	Assistant Professor	Male	Ph.D	90	Yes	Yes	01-10-2012	--	Regular
159	ELANGBAM BINODINI DEVI	34	Assistant Professor	Female	Ph.D	90	Yes	Yes	09-10-2012	--	Regular
160	GAJAKOSH ARVIND RAMACHANDRA	36	Assistant Professor	Male	NET	90	Yes	Yes	09-10-2012	--	Regular
161	JAISWAL RACHANA	32	Assistant Professor	Female	NET	90	Yes	Yes	10-10-2012	--	Regular
162	KURUVA MAHENDRA BABU	32	Assistant Professor	Male	Ph.D	90	Yes	Yes	15-10-2012	--	Regular
163	KUMAR SURENDRA	41	Assistant Professor	Male	Ph.D	89	Yes	Yes	21-11-2012	--	Regular
164	KASHYAP MONIKA	34	Assistant Professor	Female	Ph.D	88	Yes	Yes	05-12-2012	--	Regular
165	DOBRIYAL ANOOP KUMAR	60	Professor	Male	Ph.D	405	Yes	Yes	28-07-1986	--	Regular
166	ZAIDI REHNA	57	Professor	Female	Ph.D	335	Yes	Yes	15-05-1991	--	Regular
167	KALA RAKESH	59	Professor	Male	Ph.D	335	Yes	Yes	15-05-1991	--	Regular
168	GUPTA SUBHASH CHANDRA	60	Professor	Male	Ph.D	370	Yes	Yes	21-06-1988	--	Regular
169	RUDOLA ANITA	55	Professor	Female	Ph.D	343	Yes	Yes	11-09-1991	--	Regular
170	BISHT MAHAVEER SINGH	59	Professor	Male	Ph.D	342	Yes	Yes	03-10-1991	--	Regular
171	BADONI PRABHAKAR PRASAD	56	Professor	Male	Ph.D	335	Yes	Yes	15-05-1991	--	Regular
172	DANGWAL RAJESH	54	Professor	Male	Ph.D	340	Yes	Yes	15-05-1991	--	Regular
173	GAIROLA UMESH CHANDRA	54	Professor	Male	Ph.D	323	Yes	Yes	09-05-1992	--	Regular
174	BARTHWAL JAIJEET	55	Associate Professor	Male	M.A	339	Yes	Yes	14-08-1991	--	Regular
175	SINHA PIYUSH	51	Professor	Male	Ph.D	319	Yes	Yes	01-09-1993	--	Regular
176	VERMA VINAY KUMAR	51	Associate Professor	Male	M.A	343	Yes	Yes	07-09-1991	--	Regular
177	RAWAT ARUN SINGH	50	Professor	Male	Ph.D	319	Yes	Yes	08-09-1993	--	Regular
178	GAIROLA SURESH CHANDRA	52	Professor	Male	Ph.D	343	Yes	Yes	01-09-1991	--	Regular
179	RAWAT POONAM BISHT	45	Associate Professor	Female	Ph.D	168	Yes	Yes	11-04-2005	--	Regular



180	NEGI RAJENDRA SINGH	60	Professor	Male	Ph.D	211	Yes	Yes	22-12-1990	--	Regular
181	NAITHANI REKHA	57	Professor	Female	Ph.D	405	Yes	Yes	28-07-1986	--	Regular
182	KOTNALA CHANDRA BHANU	52	Assistant Professor	Male	Ph.D	145	Yes	Yes	06-03-2007	--	Regular
183	PUROHIT MAHESH CHANDRA	51	Assistant Professor	Male	Ph.D	145	Yes	Yes	06-03-2007	--	Regular
184	PRAKASH RAM	49	Assistant Professor	Male	Ph.D	145	Yes	Yes	09-03-2007	--	Regular
185	KOUNDAL LAXMI DANOSI	43	Assistant Professor	Female	NET	145	Yes	Yes	06-03-2007	--	Regular
186	DOBRIYAL KUSUM	57	Assistant Professor	Female	Ph.D	150	Yes	Yes	06-10-2007	--	Regular
187	BHARTI MOHAN CHANDRA	42	Assistant Professor	Male	Ph.D	153	Yes	Yes	06-03-2007	--	Regular
188	KANDARI PRASHANT	39	Assistant Professor	Male	Ph.D	150	Yes	Yes	06-10-2007	--	Regular
189	MISHRA KUSUM	62	Professor	Female	Ph.D	471	Yes	Yes	24-01-1980	--	Regular
190	BHATT HARSHPATI	63	Professor	Male	Ph.D	499	Yes	Yes	08-09-1978	--	Regular
191	KAINTURA DHURV SINGH	54	Professor	Male	Ph.D	346	Yes	Yes	24-04-1990	--	Regular
192	AGARWAL B K	63	Professor	Male	Ph.D	499	Yes	Yes	12-09-1978	--	Regular
193	AGARWAL RAJENDRA KUMAR	62	Professor	Male	Ph.D	483	Yes	Yes	31-12-1979	--	Regular
194	SEMALTY P D	57	Professor	Male	Ph.D	399	Yes	Yes	03-01-1987	--	Regular
195	SINGH RAM DULHAR	64	Professor	Male	Ph.D	373	Yes	Yes	03-05-1985	--	Regular
196	GODIYAL SUNITA	54	Professor	Female	Ph.D	352	Yes	Yes	22-12-1990	--	Regular
197	PANDEY ASHOK KUMAR	59	Professor	Male	Ph.D	370	Yes	Yes	21-06-1988	--	Regular
198	SINGH INDIRA	54	Associate Professor	Female	Ph.D	343	Yes	Yes	11-09-1991	--	Regular
199	PANT PRABHA	64	Professor	Female	Ph.D	524	Yes	Yes	10-08-1976	--	Regular
200	PANT ARUN	62	Associate Professor	Male	Ph.D	483	Yes	Yes	10-01-1980	--	Regular
201	BISHT BALWANT SINGH	62	Professor	Male	Ph.D	483	Yes	Yes	28-07-1986	--	Regular
202	AGARWAL NARESH KUMAR	58	Professor	Male	Ph.D	332	Yes	Yes	19-08-1992	--	Regular
203	RAMOLA KHIM SINGH	64	Professor	Male	Ph.D	384	Yes	Yes	13-04-1987	--	Regular

204	SHARMA SUBODH KUMAR	55	Professor	Male	Ph.D	335	Yes	Yes	15-05-1991	--	Regular
205	KUMAR SUBODH	56	Professor	Male	Ph.D	320	Yes	Yes	17-08-1993	--	Regular
206	THAPLIYAL ANAND BALABH	52	Professor	Male	Ph.D	297	Yes	Yes	31-01-1995	--	Regular
207	NEGI JAYDEV SINGH	56	Associate Professor	Male	Ph.D	348	Yes	Yes	24-04-1990	--	Regular
208	PANDEY DHIRENDRA KUMAR	61	Professor	Male	Ph.D	407	Yes	Yes	09-05-1985	--	Regular
209	SINGH KALSESH PATI	63	Associate Professor	Male	Ph.D	405	Yes	Yes	28-07-1986	--	Regular
210	PADIYAR GEETALI	57	Professor	Female	Ph.D	352	Yes	Yes	22-12-1990	--	Regular
211	RAWAT RUKMA	64	Professor	Female	Ph.D	253	Yes	Yes	28-03-1998	--	Regular
212	RAMOLA RAKESH CHAND	56	Professor	Male	Ph.D	330	Yes	Yes	23-10-1992	--	Regular
213	BOURAI ABHAY ANAND	53	Professor	Male	Ph.D	330	Yes	Yes	23-10-1992	--	Regular
214	RANA JAGMOHAN SINGH	54	Professor	Male	Ph.D	302	Yes	Yes	17-02-1994	--	Regular
215	NEGI MONMOHAN SINGH	59	Professor	Male	Ph.D	323	Yes	Yes	15-05-1991	--	Regular
216	BISHT SUMAN	62	Professor	Female	Ph.D	347	Yes	Yes	14-05-1990	--	Regular
217	JANGWAN JEET SINGH	49	Professor	Male	Ph.D	335	Yes	Yes	15-05-1991	--	Regular
218	JOSHI VEENA	53	Professor	Female	Ph.D	335	Yes	Yes	15-05-1991	--	Regular
219	SINGH VIDYA SAGAR	54	Professor	Male	Ph.D	291	Yes	Yes	25-01-1994	--	Regular
220	BAGRI DHRENDRA SINGH	53	Professor	Male	Ph.D	347	Yes	Yes	18-05-1990	--	Regular
221	SHARMA DINESH KUMAR	51	Professor	Male	Ph.D	151	Yes	Yes	29-03-2007	--	Regular
222	JOSHI SURENDRA	62	Associate Professor	Male	Ph.D	259	Yes	Yes	21-09-1998	--	Regular
223	RAWAT KUNWAR SINGH	50	Professor	Male	Ph.D	245	Yes	Yes	30-11-1999	--	Regular
224	KUMAR KRISHAN	53	Associate Professor	Male	Ph.D	260	Yes	Yes	10-08-1996	--	Regular
225	KUMAR DEEPAK	52	Assistant Professor	Male	NET	332	Yes	Yes	07-08-1992	--	Regular
226	SHAH ARCHANA	53	Associate Professor	Female	Ph.D	252	Yes	Yes	25-04-1998	--	Regular

227	PETWAL KAILASH CHANDRA	51	Assistant Professor	Male	Ph.D	145	Yes	Yes	06-03-2007	--	Regular
228	DANGWAL LAKHI RAM	50	Assistant Professor	Male	Ph.D	153	Yes	Yes	06-03-2007	--	Regular
229	SATI MADHUSUDAN	57	Assistant Professor	Male	Ph.D	165	Yes	Yes	15-07-2006	--	Regular
230	NAITHANI NAGENDRA PRASAD	58	Assistant Professor	Male	Ph.D	145	Yes	Yes	06-03-2007	--	Regular
231	ARYA NARENDRA KUMAR	42	Assistant Professor	Male	Ph.D	150	Yes	Yes	18-10-2007	--	Regular
232	GODIYAL RAKESH BHUSHAN	62	Assistant Professor	Male	Ph.D	165	Yes	Yes	15-07-2006	--	Regular
233	SINGH RAVINDRA	42	Assistant Professor	Male	Ph.D	152	Yes	Yes	24-03-2007	--	Regular
234	CHADHA SANJEEV KUMAR	44	Assistant Professor	Male	Ph.D	145	Yes	Yes	06-03-2007	--	Regular
235	LAL SHANKAR	41	Assistant Professor	Male	Ph.D	150	Yes	Yes	11-10-2007	--	Regular
236	NEGI UMRAV SINGH	50	Assistant Professor	Male	Ph.D	165	Yes	Yes	15-07-2006	--	Regular
237	CHATURVEDI SUDHIR KUMAR	43	Assistant Professor	Male	Ph.D	77	Yes	Yes	07-06-2013	--	Regular
238	YADAV ALOK KUMAR	36	Assistant Professor	Male	NET	70	Yes	Yes	07-06-2013	--	Regular
239	GULERIA VISHAL	43	Assistant Professor	Male	Ph.D	75	Yes	Yes	16-08-2013	--	Regular
240	KUMAR VIJAY JYOTI	44	Associate Professor	Male	Ph.D	183	Yes	Yes	31-12-2004	--	Adhoc / Contractual
241	SEMALTY AJAY	40	Assistant Professor	Male	Ph.D	183	Yes	Yes	01-01-2005	--	Adhoc / Contractual
242	BISHOYI ARUN KUMAR	45	Assistant Professor	Male	M. Pharm	183	Yes	Yes	31-12-2004	--	Adhoc / Contractual
243	SATI NITIN	39	Assistant Professor	Male	Ph.D	183	Yes	Yes	31-12-2004	--	Adhoc / Contractual
244	MOHANTY LALATENDU	47	Assistant Professor	Male	M. Pharm	183	Yes	Yes	31-12-2004	--	Adhoc / Contractual
245	SEMALTY MONA	39	Assistant Professor	Female	Ph.D	182	Yes	Yes	22-01-2005	--	Adhoc / Contractual
246	BARMOLA PUNEET	44	Assistant Professor	Male	M. Pharm	183	Yes	Yes	31-12-2004	--	Adhoc / Contractual
247	SAKLANI SARLA	54	Assistant Professor	Female	Ph.D	144	Yes	Yes	21-05-2007	--	Adhoc / Contractual
248	SATI HEMLATA	42	Assistant Professor	Female	Ph.D	152	Yes	Yes	31-07-2007	--	Adhoc / Contractual

249	THAPLIYAL SOMESH	40	Assistant Professor	Male	Ph.D	152	Yes	Yes	04-08-2007	--	Adhoc / Contractual
250	UNIYAL MANISH	42	Other	Male	Ph.D	143	Yes	Yes	19-05-2007	--	Regular
251	SATI SARASWATI PRASAD	53	Other	Male	Ph.D	262	Yes	Yes	10-06-2008	--	Regular
252	PUROHIT VIJAY KANT	45	Other	Male	Ph.D	132	Yes	Yes	31-03-2008	--	Regular
253	JAYERA BIRENDRA SINGH	51	Other	Male	Ph.D	214	Yes	Yes	09-06-2001	--	Regular
254	BIST VIJAY SINGH	51	Other	Male	Ph.D	334	Yes	Yes	25-07-1991	--	Regular
255	BHANDARI B S	56	Other	Male	Ph.D	322	Yes	Yes	05-08-1992	--	Regular
256	BISHT SURENDRA SINGH	50	Other	Male	Ph.D	150	Yes	Yes	06-10-2007	--	Regular
257	NAUTIYAL ANANT RAM	63	Professor	Male	Ph.D	384	Yes	Yes	18-01-1988	--	Regular

# National Institutional Ranking Framework

Ministry of Education

Government of India

Welcome to Data Capturing System: OVERALL

## Submitted Institute Data for NIRF'2022'

Institute Name: Hemwati Nandan Bahuguna Garhwal University [IR-O-U-0557]

### Sanctioned (Approved) Intake

Academic Year	2020-21	2019-20	2018-19	2017-18	2016-17	2015-16
UG [3 Years Program(s)]	6196	6196	5814	-	-	-
UG [4 Years Program(s)]	383	383	337	337	-	-
PG [1 Year Program(s)]	121	-	-	-	-	-
PG [2 Year Program(s)]	3089	3033	-	-	-	-
PG [3 Year Program(s)]	0	56	50	-	-	-
PG-Integrated	13	13	12	12	12	-

### Total Actual Student Strength (Program(s) Offered by Your Institution)

(All programs of all years)	No. of Male Students	No. of Female Students	Total Students	Within State (Including male & female)	Outside State (Including male & female)	Outside Country (Including male & female)	Economically Backward (Including male & female)	Socially Challenged (SC+ST+OBC Including male & female)	No. of students receiving full tuition fee reimbursement from the State and Central Government	No. of students receiving full tuition fee reimbursement from Institution Funds	No. of students receiving full tuition fee reimbursement from the Private Bodies	No. of students who are not receiving full tuition fee reimbursement
UG [3 Years Program(s)]	4542	4771	9313	8936	377	0	507	2448	0	0	0	2955
UG [4 Years Program(s)]	866	281	1147	643	503	1	73	500	13	0	0	560
PG [1 Year Program(s)]	13	7	20	16	4	0	1	4	0	0	0	5
PG [2 Year Program(s)]	1217	1659	2876	2394	482	0	186	963	9	0	0	1140
PG [3 Year Program(s)]	27	14	41	33	8	0	0	7	0	0	0	7
PG-Integrated	11	18	29	23	6	0	0	3	0	0	0	3

### Placement & Higher Studies

#### UG [3 Years Program(s)]: Placement & higher studies for previous 3 years

Academic Year	No. of first year students intake in the year	No. of first year students admitted in the year	Academic Year	No. of students admitted through Lateral entry	Academic Year	No. of students graduating in minimum stipulated time	No. of students placed	Median salary of placed graduates(Amount in Rs.)	No. of students selected for Higher Studies
2016-17	6441	2984	2017-18	0	2018-19	1671	22	252000(Two Lac Fifty two thousand only)	779
2017-18	5800	3045	2018-19	0	2019-20	1535	0	0(Zero)	1151

2018-19	5814	3030	2019-20	0	2020-21	2658	12	252000(Two Lac Fifty two thousand only)	1256
---------	------	------	---------	---	---------	------	----	---	------

**UG [4 Years Program(s)]: Placement & higher studies for previous 3 years**

Academic Year	No. of first year students intake in the year	No. of first year students admitted in the year	Academic Year	No. of students admitted through Lateral entry	Academic Year	No. of students graduating in minimum stipulated time	No. of students placed	Median salary of placed graduates(Amount in Rs.)	No. of students selected for Higher Studies
2015-16	337	266	2016-17	26	2018-19	189	0	0(Zero)	13
2016-17	337	266	2017-18	40	2019-20	126	16	275000(Two Lac Seventy Five Thousand)	35
2017-18	337	254	2018-19	42	2020-21	263	55	250000(Two Lac fifty thousand )	12

**PG [1 Years Program(s)]: Placement & higher studies for previous 3 years**

Academic Year	No. of first year students intake in the year	No. of first year students admitted in the year	Academic Year	No. of students graduating in minimum stipulated time	No. of students placed	Median salary of placed graduates(Amount in Rs.)	No. of students selected for Higher Studies
2018-19	110	42	2018-19	35	0	0(Zero)	0
2019-20	121	36	2019-20	32	0	0(Zero)	0
2020-21	121	20	2020-21	20	0	0(Zero)	0

**PG [2 Years Program(s)]: Placement & higher studies for previous 3 years**

Academic Year	No. of first year students intake in the year	No. of first year students admitted in the year	Academic Year	No. of students graduating in minimum stipulated time	No. of students placed	Median salary of placed graduates(Amount in Rs.)	No. of students selected for Higher Studies
2017-18	2932	1771	2018-19	1572	0	0(Zero)	23
2018-19	2913	1723	2019-20	1371	43	258000(Two Lac Fifty Eight Thousand)	12
2019-20	3033	1426	2020-21	1396	24	500000(Five Lac Only)	18

**PG [3 Years Program(s)]: Placement & higher studies for previous 3 years**

Academic Year	No. of first year students intake in the year	No. of first year students admitted in the year	Academic Year	No. of students admitted through Lateral entry	Academic Year	No. of students graduating in minimum stipulated time	No. of students placed	Median salary of placed graduates(Amount in Rs.)	No. of students selected for Higher Studies
2016-17	50	22	2017-18	0	2018-19	18	0	0(Zero)	0
2017-18	50	14	2018-19	0	2019-20	13	2	180000(One Lac Eighty Thousand)	0
2018-19	50	12	2019-20	0	2020-21	11	2	300000(Three Lac)	1

**PG-Integrated [5 Years Program(s)]: Placement & higher studies for previous 3 years**

Academic Year	No. of first year students intake in the year	No. of first year students admitted in the year	Academic Year	No. of students graduating in minimum stipulated time	No. of students placed	Median salary of placed graduates(Amount in Rs.)	No. of students selected for Higher Studies
2014-15	12	5	2018-19	5	0	0(Zero)	0
2015-16	12	5	2019-20	5	0	0(Zero)	0
2016-17	12	5	2020-21	5	0	0(Zero)	0

#### Ph.D Student Details

Ph.D (Student pursuing doctoral program till 2020-21 Students admitted in the academic year 2020-21 should not be entered here.)			
			Total Students
Full Time			193
Part Time			0
No. of Ph.D students graduated (including Integrated Ph.D)			
	2020-21	2019-20	2018-19
Full Time	128	89	53
Part Time	0	0	0
PG (Student pursuing MD/MS/DNB program till 2020-21 Students admitted in the academic year 2021 - 22 should not be entered here)			
Number of students pursuing PG (MD/MS/DNB) program			0
No. of students Graduating in PG (MD/MS/DNB) program			
2020-21	2019-20	2018-19	
0	0	0	

#### Online Education

1. Does all programs/courses were completed on time.	Yes
--	-----

<p>2. Measures taken to complete the syllabus of courses and programs.</p>	<p>Due to Covid-19 situation the offline classes were discontinued and online classes were arranged by the University. University faculties had initiated accounts on online video conferencing platforms such as ZOOM, Skype and Google Class Room etc. Students were motivated and advised to continue their learning process through online mode and use various digital platforms as per UGC guidelines. Students were regularly informed and instructed to use various online education websites and platforms developed by ICT initiatives of the MHRD, UGC and its Inter University Centres to study for free during the lockdown.</p> <p>For the convenience and maximum benefits of the students faculty members provide the course material in the form of core material and elaborative material of each course and programs. While core material consisted of important principles theorems, formulas, diagrams and graphs, illustration material consisted of examples, quotes, elastration etc. Such measures were of great use to students and led to the completion of syllabus of different courses and programmes. University authorities and deans instructed and monitored all the faculty members to take regular online classes and report of the same were submitted to the concerned authorities as desired and instructed by UGC and MHRD from time to time. For the effective assessment of the measures to complete the syllabus of courses and programs each school divided courses and programs in three categories  (i)memory dependent,  (ii)problem solving and  (iii)interpretation based. Each faculty member of the University was instructed by the concerned authorities to furnish weekly plan of the each subject and accordingly feedback was collected from the students of the University regarding to their teaching theoretical/practical/assignment components.</p> <p>Students were provided study material from and made aware about the online learning website and resources provided by MHRD like SWAYAM online courses, UG/PG MOOCS, e-PG Pathshala, e-content courseware in UG subjects, SWYAM Prabha, CEC-UGC, Youtube Channel, National Digital Library, Shodh Ganga and e-shodh sindhu etc. All the e-resources including SYAYAM courses were fully made available to the students through exclusively created website (www.swayabhnbgu.in) and through the print media by the university repeatedly (News Clips:  <a href="https://drive.google.com/drive/folders/iE3Fvfm99QtNPH0mY8wnjx705dxwq8Cj?usp=sharing">https://drive.google.com/drive/folders/iE3Fvfm99QtNPH0mY8wnjx705dxwq8Cj?usp=sharing</a>; YouTube playlist  <a href="http://tiny.cc/SWAYAM">http://tiny.cc/SWAYAM</a>; <a href="https://youtu.be/meKB146oBQ4">https://youtu.be/meKB146oBQ4</a>.</p> <p>Monitoring of E-learning: The University has e-learning committee which regularly has been addressing the issues pertaining the online teaching and monitoring (<a href="http://hnbgu.ac.in/writereaddata/onlinelearning.pdf">http://hnbgu.ac.in/writereaddata/onlinelearning.pdf</a>, <a href="http://hnbgu.ac.in/writereaddata/eteaching.pdf">http://hnbgu.ac.in/writereaddata/eteaching.pdf</a>). Creation of Institutional OER repository: SWAYAM cell of University released a notice suggesting the teachers to create/ suggest Open Educational Resources and contribute to University repository in the website of SWAYAM cell (SWAYAM Cell - Repository (swayamhnbgu.in)).</p> <p>However, during the course completion it was realized that online teaching has not been very easy due to certain bottlenecks such as the connectivity issues. Many of the students were not having smart phones or laptops and accessibility to the network because most of the students went to their respective native places which were devoid of internet facility. Through Clear and actionable guidance for safe operations through the prevention of covid- 19 University open their campuses in offline mode and also conduct some offline theory and practical classes.</p>
<p>3. The period of delay in completion of syllabus (in months).</p>	<p>0</p>
<p>4. The period of delay in conducting exams (in months).</p>	<p>3</p>

Portal Name	No. of students offered online courses which have credit transferred to transcript	Total no. of online courses which have credit transferred to the transcript	Total no. of credits transferred to transcript
Swayam	118	2	10
5. No. of courses developed and available online on Swayam platform by your institution faculty		2	

**Financial Resources: Utilised Amount for the Capital expenditure for previous 3 years**

Academic Year	2020-21	2019-20	2018-19
	Utilised Amount	Utilised Amount	Utilised Amount
<b>Annual Capital Expenditure on Academic Activities and Resources (excluding expenditure on buildings)</b>			
Library	30700000 (Three Crore Seven Lakh)	18722000 (One Crore Eighty Seven Lac Twenty Two Thousand )	9357000 (Ninety three Lac fifty seven thousand)
New Equipment for Laboratories	19951000 (One Crore Ninety Nine Lac fifty one thousand)	10647000 (One Crore Six Lakh Forty seven Thousand )	25766275 (Two Crore fifty seven lakh sixty six thousand two hundred seventy five )
Engineering Workshops	0 (Zero)	0 (Zero)	0 (Zero)
Other expenditure on creation of Capital Assets (excluding expenditure on Land and Building)	41889000 (Four Crore Eighteen lac Eighty Nine Thousand)	8873000 (Eighty Eight Lakh Seventy three thousand )	69345352 (Six crore ninety three lakh forty five thousand three hundred fifty two)

**Financial Resources: Utilised Amount for the Operational expenditure for previous 3 years**

Academic Year	2020-21	2019-20	2018-19
	Utilised Amount	Utilised Amount	Utilised Amount



**Annual Operational Expenditure**

Salaries (Teaching and Non Teaching staff)	1004084000 (One thousand forty lac eighty four thousand)	1085161000 (One hundred Eight Crore fifty one lakh sixty one thousand)	825973140 (Eighty two crore Fifty Nine Lac Seventy three thousand one hundred forty)
Maintenance of Academic Infrastructure or consumables and other running expenditures(excluding maintenance of hostels and allied services,rent of the building, depreciation cost, etc)	91732000 (Nine Crore seventeen lac thirty two thousand)	311289000 (Thirty one crore twelve lakh eighty nine thousand)	273025609 (Twenty Seven Crore thirty lakh twenty five thousand six hundred nine)
Seminars/Conferences/Workshops	4670000 (Four Lac sixty Seven thousand)	383000 (Three Lakh Eighty three thousand )	2474769 (Twenty four lakh seventy four thousand seven hundred sixty nine)

**IPR**

Calendar year	2020	2019	2018
No. of Patents Published	0	1	2
No. of Patents Granted	0	1	1

**Sponsored Research Details**

Financial Year	2020-21	2019-20	2018-19
Total no. of Sponsored Projects	22	41	36
Total no. of Funding Agencies	19	12	13
Total Amount Received (Amount in Rupees)	35878838	1579500	20638013
Amount Received in Words	Three crore fifty eight lakh seventy eight thousand eight hundred thirty eight	One crore fifty seven lakh ninety five thousand	0

**Consultancy Project Details**

Financial Year	2020-21	2019-20	2018-19
Total no. of Consultancy Projects	1	2	2
Total no. of Client Organizations	1	2	3
Total Amount Received (Amount in Rupees)	261000	519480	1293107
Amount Received in Words	Two lakh sixty one thousand	Five lakh nineteen thousand four hundred eighty	Twelve lakh ninety three thousand one hundred seven

**Executive Development Program/Management Development Programs**

Financial Year	2020-21	2019-20	2018-19
Total no. of Executive Development Programs/ Management Development Programs	1	0	0
Total no. of Participants	36	0	0
Total Annual Earnings (Amount in Rupees)(Excluding Lodging & Boarding Charges)	141000	0	0
Total Annual Earnings in Words	One lakh forty one thousand	Zero	Zero

**PCS Facilities: Facilities of physically challenged students**

1. Do your institution buildings have Lifts/Ramps?	Yes, less than 40% of the buildings
--	-------------------------------------

2. Do your institution have provision for walking aids, including wheelchairs and transportation from one building to another for handicapped students?	Yes
3. Do your institution buildings have specially designed toilets for handicapped students?	Yes, less than 40% of the buildings

## Accreditation

### NBA Accreditation

1. Does your institute have a valid NBA Accreditation?	NO
--	----

### NAAC Accreditation

1. Does your institute have a valid NAAC Accreditation?	YES	
<b>Valid from</b>	<b>Valid upto</b>	<b>CGPA</b>
29-03-2016	28-03-2021	3.11

## Faculty Details

Srno	Name	Age	Designation	Gender	Qualification	Experience (In Months)	Currently working with institution?	Joining Date	Leaving Date	Association type
1	Abdul Faruq	48	Professor	Male	Ph.D	113	Yes	28-04-2012	--	Regular
2	NAUTIYAL MOHAN CHANDRA	62	Professor	Male	Ph.D	406	Yes	17-06-1987	--	Regular
3	PRATI PRASAD	63	Professor	Male	Ph.D	336	Yes	06-04-1993	--	Regular
4	CHAUHAN JAY SINGH	58	Professor	Male	Ph.D	376	Yes	17-12-1990	--	Regular
5	NEGI AJIT KUMAR	56	Professor	Male	Ph.D	159	Yes	06-03-2007	--	Regular
6	CHAUHAN DHANPAL SINGH	52	Associate Professor	Male	Ph.D	235	Yes	02-09-2002	--	Regular
7	NEGI RAJENDRA SINGH	56	Associate Professor	Male	Ph.D	376	Yes	02-09-2002	--	Regular
8	CHAMOLA BHAGWATI PRASAD	59	Assistant Professor	Male	Ph.D	235	Yes	04-09-2002	--	Regular
9	KUMAR MUNESH	49	Assistant Professor	Male	Ph.D	168	Yes	02-04-2007	--	Regular
10	RANA DEEPAK KUMAR	44	Assistant Professor	Male	Ph.D	101	Yes	06-06-2013	--	Regular
11	PRABHA DEEPTI	40	Assistant Professor	Female	Ph.D	94	Yes	11-06-2013	--	Regular
12	CHANDRA HARISH	44	Assistant Professor	Male	Ph.D	142	Yes	26-07-2013	--	Regular
13	PATNI BABITA	35	Assistant Professor	Female	Ph.D	105	Yes	26-07-2013	--	Regular
14	DANGWAL RAMESH CHANDRA	57	Professor	Male	Ph.D	408	Yes	13-04-1987	--	Regular
15	SHARMA VINOD CHANDRA	59	Professor	Male	Ph.D	372	Yes	15-04-1987	--	Regular

16	POKHRIYAL ASHOK KUMAR	57	Professor	Male	Ph.D	371	Yes	15-05-1991	--	Regular
17	PANDEY RAMSHARAN	56	Professor	Male	Ph.D	367	Yes	17-09-1991	--	Regular
18	DHYANI ATUL	54	Professor	Male	Ph.D	277	Yes	28-03-1998	--	Regular
19	BAHUGUNA ARUN KUMAR	64	Professor	Male	Ph.D	443	Yes	04-05-1984	--	Regular
20	MAIKHURI RAMA	59	Professor	Female	Ph.D	376	Yes	22-12-1990	--	Regular
21	NAUTIYAL ANIL KUMAR	56	Professor	Male	Ph.D	291	Yes	28-01-1987	--	Regular
22	KHANDURI GEETA	59	Professor	Female	Ph.D	277	Yes	28-03-1998	--	Regular
23	DHAWAN SEEMA	53	Professor	Female	Ph.D	109	Yes	20-03-2012	--	Regular
24	THAKUR GHANSHYAM SINGH	44	Assistant Professor	Male	Ph.D	113	Yes	27-11-2012	--	Regular
25	BETAL CHINTA HARAN	54	Assistant Professor	Male	Ph.D	112	Yes	03-12-2012	--	Regular
26	PANT MUKUL	43	Assistant Professor	Male	Ph.D	101	Yes	06-06-2013	--	Regular
27	KRISHNAKANT	38	Assistant Professor	Female	Ph.D	94	Yes	07-06-2013	--	Regular
28	SINGH RAMESH CHANDRA	40	Assistant Professor	Male	NET	94	Yes	07-06-2013	--	Regular
29	SINGH DEVENDRA	43	Assistant Professor	Male	NET	94	Yes	12-06-2013	--	Regular
30	YADAV HIRA LAL	38	Assistant Professor	Male	Ph.D	101	Yes	20-06-2013	--	Regular
31	SINGH JOSEPH	46	Assistant Professor	Male	Ph.D	104	Yes	07-08-2013	--	Regular
32	PANWAR NARAYAN SINGH	58	Professor	Male	Ph.D	418	Yes	27-12-1986	--	Regular
33	RAUTHAN MAN MOHAN SINGH	57	Professor	Male	Ph.D	242	Yes	07-02-2001	--	Regular
34	RAIWANI YADAV PRASAD	54	Professor	Male	Ph.D	359	Yes	15-05-1991	--	Regular
35	THAPLIYAL MADHURA PRASAD	61	Professor	Male	Ph.D	312	Yes	01-04-1995	--	Regular
36	KATHAIT GAMBHEER SINGH	35	Assistant Professor	Male	M.Tech	112	Yes	21-03-2012	--	Regular
37	RAWAL NARENDER	44	Assistant Professor	Male	Ph.D	111	Yes	21-03-2012	--	Regular
38	THAPLIYAL PRASHANT	33	Assistant Professor	Male	M.Tech	116	Yes	21-03-2012	--	Regular
39	BARTHWAL VARUN	36	Assistant Professor	Male	M.Tech	109	Yes	21-03-2012	--	Regular
40	PUNDIR YOGENDRA PRATAP	38	Assistant Professor	Male	M.Tech	116	Yes	21-03-2012	--	Regular
41	KUMAR KULDIP	38	Assistant Professor	Male	M.Tech	116	Yes	24-03-2012	--	Regular

42	ROHILLA VISHAL	39	Assistant Professor	Male	M.Tech	116	Yes	26-03-2012	--	Regular
43	BAHUGUNA ARUN SHEKHAR	42	Assistant Professor	Male	M.Tech	116	Yes	29-03-2012	--	Regular
44	BISWAS DON	35	Assistant Professor	Male	M.Tech	116	Yes	29-03-2012	--	Regular
45	GUPTA MANOJ KUMAR	48	Assistant Professor	Male	M.Tech	106	Yes	26-06-2012	--	Regular
46	GANGIL BRIJESH	43	Assistant Professor	Male	Ph.D	106	Yes	28-06-2012	--	Regular
47	TAMTA VINAY PRASAD	38	Assistant Professor	Male	M.Tech	113	Yes	19-11-2012	--	Regular
48	RAWAT MADAN SWAROOP SINGH	60	Professor	Male	Ph.D	408	Yes	13-04-1987	--	Regular
49	RANA RAJENDRA SINGH	62	Professor	Male	Ph.D	344	Yes	13-08-1993	--	Regular
50	NAINWAL HARISH CHANDRA	60	Professor	Male	Ph.D	372	Yes	24-04-1990	--	Regular
51	SUNDRIYAL YASHPAL	63	Professor	Male	Ph.D	372	Yes	24-04-1990	--	Regular
52	NAITHANI BHANU PRASAD	53	Professor	Male	Ph.D	359	Yes	11-09-1991	--	Regular
53	PANWAR MOHAN SINGH	57	Professor	Male	Ph.D	359	Yes	11-09-1991	--	Regular
54	NEGI MAHAVEER SINGH	58	Professor	Male	Ph.D	367	Yes	11-09-1991	--	Regular
55	KUNWAR RAKESH CHANDRA SINGH	60	Professor	Male	Ph.D	376	Yes	23-12-1990	--	Regular
56	CHAUHAN BHARTI	54	Professor	Female	Ph.D	356	Yes	06-08-1992	--	Regular
57	BISHT MAHENDRA PRATAP SINGH	58	Professor	Male	Ph.D	344	Yes	30-08-1993	--	Regular
58	LAKHERA LAXMI PRASAD	61	Associate Professor	Male	Ph.D	257	Yes	08-11-2000	--	Regular
59	BHATT SUBHAS CHANDRA	61	Professor	Male	Ph.D	407	Yes	02-05-1987	--	Regular
60	UPADHAYAY TRILOK CHANDR	58	Professor	Male	Ph.D	359	Yes	15-05-1991	--	Regular
61	DIMRI RAMESH CHANDRA	58	Professor	Male	Ph.D	359	Yes	15-05-1991	--	Regular
62	NEGI DEVENDRA SINGH	56	Professor	Male	Ph.D	359	Yes	15-05-1991	--	Regular
63	RAWAT MADAN SINGH	61	Professor	Male	Ph.D	347	Yes	01-05-1992	--	Regular
64	BELWAL OM KRISHNA	61	Professor	Male	Ph.D	359	Yes	15-05-1991	--	Regular
65	TIWARI JYOTI	50	Associate Professor	Female	Ph.D	276	Yes	20-04-1998	--	Regular
66	SATI ANITA	51	Assistant Professor	Female	Ph.D	159	Yes	06-03-2007	--	Regular

67	SATI SATISH CHANDRA	47	Assistant Professor	Male	Ph.D	176	Yes	25-08-2007	--	Regular
68	GHIDIYAL NAMRATA	49	Assistant Professor	Female	Ph.D	176	Yes	13-03-2007	--	Regular
69	FARUK ABDUL	48	Professor	Male	Ph.D	108	Yes	28-04-2012	--	Regular
70	SINGH LAKHAN	43	Assistant Professor	Male	Ph.D	94	Yes	07-06-2013	--	Regular
71	RAWAT MEERA	35	Assistant Professor	Female	NET	94	Yes	11-06-2013	--	Regular
72	JITENDRA	40	Assistant Professor	Male	Ph.D	94	Yes	11-06-2013	--	Regular
73	KALA SHUBHRA	42	Assistant Professor	Female	Ph.D	94	Yes	24-06-2013	--	Regular
74	GAUTAM ALOK SAGAR	38	Assistant Professor	Male	Ph.D	105	Yes	01-07-2013	--	Regular
75	HOTA PRASANTA KUMAR	46	Assistant Professor	Male	Ph.D	100	Yes	06-07-2013	--	Regular
76	KUMAR ASHOK	39	Assistant Professor	Male	Ph.D	103	Yes	05-08-2013	--	Regular
77	SHARMA CHANDRA MOHAN	61	Professor	Male	Ph.D	416	Yes	13-04-1987	--	Regular
78	NAUTIYAL PRAKASH	63	Professor	Male	Ph.D	370	Yes	03-10-1991	--	Regular
79	TIWARI JAY KRISHN	64	Professor	Male	Ph.D	380	Yes	24-04-1990	--	Regular
80	GUSAIN MANJU PRAKASH	56	Professor	Female	Ph.D	356	Yes	19-08-1992	--	Regular
81	GUSAIN OM PRAKASH	56	Professor	Male	Ph.D	356	Yes	19-08-1992	--	Regular
82	BHANDARI BHUPENDRA SINGH	52	Assistant Professor	Male	Ph.D	185	Yes	15-07-2006	--	Regular
83	SINGH DEEPAK	51	Assistant Professor	Male	Ph.D	189	Yes	15-07-2006	--	Regular
84	JOSHI GOPAL KRISHNA	44	Assistant Professor	Male	Ph.D	169	Yes	12-03-2007	--	Regular
85	MEHTA JAGAT PRAKASH	57	Assistant Professor	Male	Ph.D	185	Yes	15-07-2006	--	Regular
86	ARYA MAMTA	40	Assistant Professor	Female	Ph.D	169	Yes	12-03-2007	--	Regular
87	SAKLANI POOJA	38	Assistant Professor	Female	Ph.D	169	Yes	06-03-2007	--	Regular
88	TIWARI PRABHAWATI	56	Assistant Professor	Female	Ph.D	177	Yes	06-03-2007	--	Regular
89	FARTYAL RAJENDRA SINGH	49	Assistant Professor	Male	Ph.D	169	Yes	06-03-2007	--	Regular
90	TAMTA RAJ KAMAL	46	Assistant Professor	Male	NET	157	Yes	01-03-2008	--	Regular
91	RATURI APARNA	36	Assistant Professor	Female	Ph.D	94	Yes	11-06-2013	--	Regular
92	SINGH RAHUL KUNWAR	35	Assistant Professor	Male	Ph.D	102	Yes	11-06-2013	--	Regular
93	RAWAT SEEMA	46	Assistant Professor	Female	Ph.D	102	Yes	11-06-2013	--	Regular

94	KUMAR DHANANJYA	37	Assistant Professor	Male	Ph.D	102	Yes	11-06-2013	--	Regular
95	CHAUHAN JASPAL SINGH	36	Assistant Professor	Male	Ph.D	94	Yes	11-06-2013	--	Regular
96	GUPTA VIDHU	35	Assistant Professor	Female	NET	94	Yes	14-06-2013	--	Regular
97	YADAV SURABH	43	Assistant Professor	Male	Ph.D	101	Yes	21-06-2013	--	Regular
98	MAURYA VINEET KUMAR	40	Assistant Professor	Male	Ph.D	102	Yes	24-06-2013	--	Regular
99	ASHA	44	Assistant Professor	Female	Ph.D	101	Yes	04-07-2013	--	Regular
100	NIGAM MANISHA	40	Assistant Professor	Female	Ph.D	104	Yes	19-08-2013	--	Regular
101	KUMAR SUDHIR	35	Assistant Professor	Male	Ph.D	99	Yes	20-08-2013	--	Regular
102	SINGH NISHA	34	Assistant Professor	Female	Ph.D	97	Yes	30-06-2013	--	Regular
103	BHATTACHARYA INDRASHIS	39	Assistant Professor	Male	Ph.D	102	Yes	17-10-2013	--	Regular
104	THAPLIYAL REKHA	64	Professor	Female	Ph.D	508	Yes	26-12-1979	--	Regular
105	BHATT RAKESH CHANDRA	62	Professor	Male	Ph.D	372	Yes	24-04-1990	--	Regular
106	SAKLANI DINESH PRASAD	58	Professor	Male	Ph.D	357	Yes	04-05-1992	--	Regular
107	NAUTIYAL ANNPURNA	63	Dean / Principal / Director / Vice Chancellor	Female	Ph.D	492	Yes	24-04-1980	--	Regular
108	BAURAI HIMANSHU	60	Professor	Female	Ph.D	408	Yes	13-04-1987	--	Regular
109	GAIROLA RAMANAND	64	Professor	Male	Ph.D	492	Yes	22-04-1980	--	Regular
110	SEMWAL MADAN MOHAN	56	Professor	Male	Ph.D	359	Yes	15-05-1991	--	Regular
111	RANA PYAR SINGH	63	Professor	Male	Ph.D	424	Yes	26-12-1986	--	Regular
112	MUKESH VIBHA	62	Professor	Female	Ph.D	484	Yes	19-12-1981	--	Regular
113	SATI MAHESH CHANDRA	54	Professor	Male	Ph.D	376	Yes	22-12-1990	--	Regular
114	CHAUHAN HARI BHAJAN SINGH	58	Professor	Male	Ph.D	376	Yes	22-12-1990	--	Regular
115	SINGH MRIGENDRA KUMAR	63	Professor	Male	Ph.D	367	Yes	11-09-1991	--	Regular
116	SINGH RAJ PAL	60	Professor	Male	Ph.D	377	Yes	31-10-1990	--	Regular
117	DANGWAL KIRAN	60	Professor	Female	Ph.D	363	Yes	23-01-1991	--	Regular
118	KHANDURI INDOO PANDEY	61	Professor	Female	Ph.D	366	Yes	01-10-1991	--	Regular
119	FARSWAN YOGAMBER SINGH	59	Professor	Male	Ph.D	284	Yes	01-08-1998	--	Regular

120	CHAUHAN VIDHYA SINGH	63	Professor	Male	Ph.D	376	Yes	22-12-1990	--	Regular
121	SINGH SATISH CHANDRA	64	Associate Professor	Male	Ph.D	173	Yes	03-11-2007	--	Regular
122	KHANDURI MANJU	54	Professor	Female	Ph.D	368	Yes	15-05-1991	--	Regular
123	BAHUGUNA UMA	50	Assistant Professor	Female	Ph.D	174	Yes	06-10-2007	--	Regular
124	BHATT JAY PRAKASH	44	Assistant Professor	Male	Ph.D	174	Yes	06-10-2007	--	Regular
125	DANGWAL SUREKHA	54	Professor	Female	Ph.D	372	Yes	24-04-1990	--	Regular
126	RANA MANJULA	57	Professor	Female	Ph.D	415	Yes	26-09-1987	--	Regular
127	JUGRAN MRIDULA	63	Professor	Female	Ph.D	495	Yes	24-01-1980	--	Regular
128	SHAKUNTALA	61	Professor	Female	Ph.D	415	Yes	28-09-1987	--	Regular
129	CHAUHAN KAMLA	60	Professor	Female	Ph.D	428	Yes	20-04-1987	--	Regular
130	PANDEY ASHA	62	Professor	Female	Ph.D	413	Yes	14-11-1987	--	Regular
131	GUPTA MONIKA	52	Professor	Female	Ph.D	327	Yes	25-01-1994	--	Regular
132	BISHT DHAN SINGH	57	Professor	Male	Ph.D	359	Yes	15-05-1991	--	Regular
133	KUMAR DEEPAK	46	Professor	Male	Ph.D	156	Yes	22-04-2008	--	Regular
134	BISHT GUDDI	46	Assistant Professor	Female	Ph.D	207	Yes	31-12-2004	--	Regular
135	JAYASWAL SUDHANSHU	60	Associate Professor	Male	Ph.D	355	Yes	24-09-1992	--	Regular
136	GUPTA ASHUTOSH	39	Assistant Professor	Male	Ph.D	156	Yes	02-04-2008	--	Regular
137	GUPTA SHIV KUMAR	55	Professor	Male	Ph.D	327	Yes	29-01-1994	--	Regular
138	DHODI RAKESH KUMAR	49	Associate Professor	Male	Ph.D	238	Yes	09-06-2001	--	Regular
139	DHODI RASHMI	44	Associate Professor	Female	Ph.D	238	Yes	09-06-2001	--	Regular
140	MAMGAIN PRADEEP	49	Assistant Professor	Male	Ph.D	114	Yes	01-10-2012	--	Regular
141	ELANGBAM BINODINI DEVI	36	Assistant Professor	Female	Ph.D	114	Yes	09-10-2012	--	Regular
142	GAJAKOSH ARVIND RAMACHANDRA	38	Assistant Professor	Male	NET	114	Yes	09-10-2012	--	Regular
143	JAISWAL RACHANA	34	Assistant Professor	Female	NET	114	Yes	10-10-2012	--	Regular
144	KURUVA MAHENDRA BABU	34	Assistant Professor	Male	Ph.D	114	Yes	15-10-2012	--	Regular
145	KUMAR SURENDRA	43	Assistant Professor	Male	Ph.D	113	Yes	21-11-2012	--	Regular
146	KASHYAP MONIKA	36	Assistant Professor	Female	Ph.D	112	Yes	05-12-2012	--	Regular

147	DOBRIYAL ANOOP KUMAR	62	Professor	Male	Ph.D	429	Yes	28-07-1986	--	Regular
148	ZAIDI REHNA	59	Professor	Female	Ph.D	359	Yes	15-05-1991	--	Regular
149	KALA RAKESH	61	Professor	Male	Ph.D	359	Yes	15-05-1991	--	Regular
150	GUPTA SUBHASH CHANDRA	62	Professor	Male	Ph.D	394	Yes	21-06-1988	--	Regular
151	RUDOLA ANITA	57	Professor	Female	Ph.D	367	Yes	11-09-1991	--	Regular
152	BISHT MAHAVEER SINGH	61	Professor	Male	Ph.D	366	Yes	03-10-1991	--	Regular
153	BADONI PRABHAKAR PRASAD	58	Professor	Male	Ph.D	359	Yes	15-05-1991	--	Regular
154	DANGWAL RAJESH	56	Professor	Male	Ph.D	364	Yes	15-05-1991	--	Regular
155	GAIROLA UMESH CHANDRA	56	Professor	Male	Ph.D	347	Yes	09-05-1992	--	Regular
156	BARTH WAL JAIJEET	57	Associate Professor	Male	M.A	363	Yes	14-08-1991	--	Regular
157	SINHA PIYUSH	53	Professor	Male	Ph.D	343	Yes	01-09-1993	--	Regular
158	VERMA VINAY KUMAR	53	Associate Professor	Male	M.A	367	Yes	07-09-1991	--	Regular
159	RAWAT ARUN SINGH	52	Professor	Male	Ph.D	343	Yes	08-09-1993	--	Regular
160	GAIROLA SURESH CHANDRA	54	Professor	Male	Ph.D	367	Yes	01-09-1991	--	Regular
161	RAWAT POONAM BISHT	47	Associate Professor	Female	Ph.D	192	Yes	11-04-2005	--	Regular
162	NEGI RAJENDRA SINGH	62	Professor	Male	Ph.D	235	Yes	22-12-1990	--	Regular
163	NAITHANI REKHA	59	Professor	Female	Ph.D	429	Yes	28-07-1986	--	Regular
164	KOTNALA CHANDRA BHANU	54	Assistant Professor	Male	Ph.D	169	Yes	06-03-2007	--	Regular
165	PUROHIT MAHESH CHANDRA	53	Assistant Professor	Male	Ph.D	169	Yes	06-03-2007	--	Regular
166	PRAKASH RAM	51	Assistant Professor	Male	Ph.D	169	Yes	09-03-2007	--	Regular
167	KOUNDAL LAXMI DANOSI	45	Assistant Professor	Female	NET	169	Yes	06-03-2007	--	Regular
168	DOBRIYAL KUSUM	59	Assistant Professor	Female	Ph.D	174	Yes	06-10-2007	--	Regular
169	BHARTI MOHAN CHANDRA	44	Assistant Professor	Male	Ph.D	177	Yes	06-03-2007	--	Regular
170	KANDARI PRASHANT	41	Assistant Professor	Male	Ph.D	174	Yes	06-10-2007	--	Regular
171	MISHRA KUSUM	64	Professor	Female	Ph.D	495	Yes	24-01-1980	--	Regular
172	KAINTURA DHURV SINGH	56	Professor	Male	Ph.D	370	Yes	24-04-1990	--	Regular



173	AGARWAL B K	65	Professor	Male	Ph.D	523	Yes	12-09-1978	--	Regular
174	AGARWAL RAJENDRA KUMAR	64	Professor	Male	Ph.D	507	Yes	31-12-1979	--	Regular
175	SEMALTY P D	59	Professor	Male	Ph.D	423	Yes	03-01-1987	--	Regular
176	GODIYAL SUNITA	56	Professor	Female	Ph.D	376	Yes	22-12-1990	--	Regular
177	PANDEY ASHOK KUMAR	61	Professor	Male	Ph.D	394	Yes	21-06-1988	--	Regular
178	SINGH INDIRA	56	Associate Professor	Female	Ph.D	367	Yes	11-09-1991	--	Regular
179	PANT PRABHA	66	Professor	Female	Ph.D	548	Yes	10-08-1976	--	Regular
180	PANT ARUN	64	Associate Professor	Male	Ph.D	507	Yes	10-01-1980	--	Regular
181	AGARWAL NARESH KUMAR	60	Professor	Male	Ph.D	356	Yes	19-08-1992	--	Regular
182	SHARMA SUBODH KUMAR	57	Professor	Male	Ph.D	359	Yes	15-05-1991	--	Regular
183	KUMAR SUBODH	58	Professor	Male	Ph.D	344	Yes	17-08-1993	--	Regular
184	THAPLIYAL ANAND BALABH	54	Professor	Male	Ph.D	321	Yes	31-01-1995	--	Regular
185	NEGI JAYDEV SINGH	58	Associate Professor	Male	Ph.D	372	Yes	24-04-1990	--	Regular
186	PANDEY DHIRENDRA KUMAR	63	Professor	Male	Ph.D	431	Yes	09-05-1985	--	Regular
187	PADIYAR GEETALI	59	Professor	Female	Ph.D	376	Yes	22-12-1990	--	Regular
188	RAMOLA RAKESH CHAND	58	Professor	Male	Ph.D	354	Yes	23-10-1992	--	Regular
189	BOURAI ABHAY ANAND	55	Professor	Male	Ph.D	354	Yes	23-10-1992	--	Regular
190	RANA JAGMOHAN SINGH	56	Professor	Male	Ph.D	326	Yes	17-02-1994	--	Regular
191	NEGI MONMOHAN SINGH	61	Professor	Male	Ph.D	347	Yes	15-05-1991	--	Regular
192	BISHT SUMAN	64	Professor	Female	Ph.D	371	Yes	14-05-1990	--	Regular
193	JANGWAN JEET SINGH	51	Professor	Male	Ph.D	359	Yes	15-05-1991	--	Regular
194	JOSHI VEENA	55	Professor	Female	Ph.D	359	Yes	15-05-1991	--	Regular
195	SINGH VIDYA SAGAR	56	Professor	Male	Ph.D	315	Yes	25-01-1994	--	Regular
196	BAGRI DHRENDRA SINGH	55	Professor	Male	Ph.D	371	Yes	18-05-1990	--	Regular
197	SHARMA DINESH KUMAR	53	Professor	Male	Ph.D	175	Yes	29-03-2007	--	Regular
198	JOSHI SURENDRA	64	Associate Professor	Male	Ph.D	283	Yes	21-09-1998	--	Regular

199	RAWAT KUNWAR SINGH	52	Professor	Male	Ph.D	269	Yes	30-11-1999	--	Regular
200	KUMAR KRISHAN	55	Associate Professor	Male	Ph.D	284	Yes	10-08-1996	--	Regular
201	KUMAR DEEPAK	54	Assistant Professor	Male	NET	356	Yes	07-08-1992	--	Regular
202	SHAH ARCHANA	55	Associate Professor	Female	Ph.D	276	Yes	25-04-1998	--	Regular
203	PETWAL KAILASH CHANDRA	53	Assistant Professor	Male	Ph.D	169	Yes	06-03-2007	--	Regular
204	DANGWAL LAKHI RAM	52	Assistant Professor	Male	Ph.D	177	Yes	06-03-2007	--	Regular
205	SATI MADHUSUDAN	59	Assistant Professor	Male	Ph.D	189	Yes	15-07-2006	--	Regular
206	NAITHANI NAGENDRA PRASAD	60	Assistant Professor	Male	Ph.D	169	Yes	06-03-2007	--	Regular
207	ARYA NARENDRA KUMAR	44	Assistant Professor	Male	Ph.D	174	Yes	18-10-2007	--	Regular
208	GODIYAL RAKESH BHUSHAN	64	Assistant Professor	Male	Ph.D	189	Yes	15-07-2006	--	Regular
209	SINGH RAVINDRA	44	Assistant Professor	Male	Ph.D	176	Yes	24-03-2007	--	Regular
210	CHADHA SANJEEV KUMAR	46	Assistant Professor	Male	Ph.D	169	Yes	06-03-2007	--	Regular
211	LAL SHANKAR	43	Assistant Professor	Male	Ph.D	174	Yes	11-10-2007	--	Regular
212	NEGI UMRAV SINGH	52	Assistant Professor	Male	Ph.D	189	Yes	15-07-2006	--	Regular
213	CHATURVEDI SUDHIR KUMAR	45	Assistant Professor	Male	Ph.D	101	Yes	07-06-2013	--	Regular
214	YADAV ALOK KUMAR	38	Assistant Professor	Male	NET	94	Yes	07-06-2013	--	Regular
215	GULERIA VISHAL	45	Assistant Professor	Male	Ph.D	99	Yes	16-08-2013	--	Regular
216	KUMAR VIJAY JYOTI	46	Associate Professor	Male	Ph.D	204	Yes	31-12-2004	--	Adhoc / Contractual
217	SEMALTY AJAY	42	Assistant Professor	Male	Ph.D	192	Yes	01-01-2005	--	Adhoc / Contractual
218	BISHOYI ARUN KUMAR	47	Assistant Professor	Male	M. Pharm	204	Yes	31-12-2004	--	Adhoc / Contractual
219	SATI NITIN	41	Assistant Professor	Male	Ph.D	204	Yes	31-12-2004	--	Adhoc / Contractual
220	MOHANTY LALATENDU	49	Assistant Professor	Male	M. Pharm	204	Yes	31-12-2004	--	Adhoc / Contractual
221	SEMALTY MONA	41	Assistant Professor	Female	Ph.D	192	Yes	22-01-2005	--	Adhoc / Contractual
222	BARMOLA PUNEET	46	Assistant Professor	Male	M. Pharm	204	Yes	31-12-2004	--	Adhoc / Contractual
223	SAKLANI SARLA	56	Assistant Professor	Female	Ph.D	168	Yes	21-05-2007	--	Adhoc / Contractual
224	SATI HEMLATA	44	Assistant Professor	Female	Ph.D	168	Yes	31-07-2007	--	Adhoc / Contractual
225	THAPLIYAL SOMESH	42	Assistant Professor	Male	Ph.D	168	Yes	04-08-2007	--	Adhoc / Contractual

226	UNIYAL MANISH	44	Other	Male	Ph.D	167	Yes	19-05-2007	--	Regular
227	PUROHIT VIJAY KANT	47	Other	Male	Ph.D	156	Yes	31-03-2008	--	Regular
228	JAYERA BIRENDRA SINGH	53	Other	Male	Ph.D	238	Yes	09-06-2001	--	Regular
229	BIST VIJAY SINGH	53	Other	Male	Ph.D	358	Yes	25-07-1991	--	Regular
230	BHANDARI B S	58	Other	Male	Ph.D	346	Yes	05-08-1992	--	Regular
231	BISHT SURENDRA SINGH	52	Other	Male	Ph.D	174	Yes	06-10-2007	--	Regular
232	Rakesh Chandra Sundriyal	61	Professor	Male	Ph.D	17	Yes	05-03-2020	--	Regular
233	RAJNI NAUTIYAL	48	Assistant Professor	Female	Ph.D	17	Yes	05-03-2020	--	Regular
234	Prem Bahadur	43	Associate Professor	Male	Ph.D	17	Yes	05-03-2020	--	Regular
235	Naresh Rana	40	Assistant Professor	Male	Ph.D	17	Yes	05-03-2020	--	Regular
236	Rakesh Singh	40	Assistant Professor	Male	Ph.D	17	Yes	05-03-2020	--	Regular
237	Pritam Singh Negi	40	Assistant Professor	Male	Ph.D	17	Yes	05-03-2020	--	Regular
238	Neelam Negi	39	Assistant Professor	Female	Ph.D	17	Yes	05-03-2020	--	Regular
239	Manoj Kumar	35	Assistant Professor	Male	Ph.D	17	Yes	05-03-2020	--	Regular
240	Khulakpam Naseeruddin Shah	34	Assistant Professor	Male	Ph.D	17	Yes	05-03-2020	--	Regular
241	Nagendra Singh Rawat	33	Assistant Professor	Male	Ph.D	17	Yes	05-03-2020	--	Regular
242	Shweta Verma	33	Assistant Professor	Female	Ph.D	17	Yes	05-03-2020	--	Regular
243	Vijay Laxmi	32	Assistant Professor	Female	Ph.D	17	Yes	05-03-2020	--	Regular
244	Kiran Verma	43	Assistant Professor	Female	Ph.D	17	Yes	06-03-2020	--	Regular
245	Om Prakash	41	Assistant Professor	Male	Ph.D	17	Yes	06-03-2020	--	Regular
246	Naresh Kumar	36	Assistant Professor	Male	Ph.D	17	Yes	06-03-2020	--	Regular
247	Laxman Singh Kandari	45	Assistant Professor	Male	Ph.D	17	Yes	07-03-2020	--	Regular
248	Jyotsana Sonal	33	Assistant Professor	Female	Ph.D	17	Yes	13-03-2020	--	Regular
249	Vijay Prakash Bijlwan	30	Assistant Professor	Male	M.Tech	17	Yes	16-03-2020	--	Regular
250	Jitendra Singh	43	Assistant Professor	Male	Ph.D	17	Yes	05-03-2020	--	Regular
251	Subhash Chandra	32	Assistant Professor	Male	Ph.D	17	Yes	05-03-2020	--	Regular
252	Tejpal Singh Bisht	32	Assistant Professor	Male	Ph.D	17	Yes	06-03-2020	--	Regular
253	Rakesh Kumar Maikhuri	59	Professor	Male	Ph.D	15	Yes	01-05-2020	--	Regular
254	Himshikha Gusain	32	Assistant Professor	Female	Ph.D	14	Yes	26-05-2020	--	Regular
255	Anuja Rawat	40	Associate Professor	Female	Ph.D	17	Yes	16-03-2020	--	Regular

256	Prem Nath	43	Associate Professor	Male	Ph.D	13	Yes	02-07-2020	--	Regular
257	Anoop Prasad	36	Assistant Professor	Male	Ph.D	5	Yes	12-02-2021	--	Regular
258	Rohit Kumar	37	Assistant Professor	Male	Ph.D	5	Yes	16-02-2021	--	Regular
259	Lavkesh Kumar	38	Assistant Professor	Male	Ph.D	5	Yes	18-02-2021	--	Regular
260	Amit Kumar Sharma	35	Assistant Professor	Male	Ph.D	5	Yes	15-02-2021	--	Regular
261	Kapil Dev Panwar	32	Assistant Professor	Male	Ph.D	5	Yes	12-02-2021	--	Regular
262	Bindu Yadav	32	Assistant Professor	Female	Ph.D	5	Yes	16-02-2021	--	Regular
263	Arpna Singh	32	Assistant Professor	Female	Ph.D	5	Yes	15-02-2021	--	Regular
264	Saket Singh Bhardwaj	30	Assistant Professor	Male	Ph.D	5	Yes	16-02-2021	--	Regular
265	Mamta Rana	42	Associate Professor	Female	Ph.D	5	Yes	16-02-2021	--	Regular
266	Mukesh Rawat	30	Assistant Professor	Male	Ph.D	5	Yes	18-02-2021	--	Regular
267	Himani Bisht	34	Assistant Professor	Female	Ph.D	5	Yes	15-02-2021	--	Regular
268	Kunzang Angmo	26	Assistant Professor	Female	NET	4	Yes	27-03-2021	--	Regular
269	Muskaan Kapoor	27	Assistant Professor	Female	NET	4	Yes	19-03-2021	--	Regular
270	Nitesh Kumar Baunthiyal	40	Assistant Professor	Male	Ph.D	4	Yes	15-03-2021	--	Regular
271	Savita Singh Bhandari	48	Assistant Professor	Female	Ph.D	4	Yes	15-03-2021	--	Regular
272	Ashutosh Kant Prabhakar	30	Assistant Professor	Male	Ph.D	4	Yes	16-03-2021	--	Regular
273	Arushi Uniyal	32	Assistant Professor	Female	Ph.D	4	Yes	16-03-2021	--	Regular
274	Dharmendra Kumar	27	Assistant Professor	Male	NET	4	Yes	16-03-2021	--	Regular
275	Vaibhav Sharma	27	Assistant Professor	Male	NET	4	Yes	15-03-2021	--	Regular
276	Kamal Ahmad	40	Assistant Professor	Male	Ph.D	4	Yes	15-03-2021	--	Regular
277	Anoop Pandey	45	Professor	Male	Ph.D	3	Yes	05-04-2021	--	Regular