



हेमवती नन्दन बहुगुणा गढ़वाल विश्वविद्यालय
Hemvati Nandan Bahuguna Garhwal University
Jhuxj x<øky ¼mUkj k [k. M½&246174
Srinagar Garhwal (Uttarakhand) - 246174
(केन्द्रीय विश्वविद्यालय)
(A Central University)

Ref. HNBGU/DSW/2025/1087

Date : 06 / 03 / 2025

Mko jkd's k ush
vfl LVW i kQd j]
jktuhr foKku foHkkx]
fcM½y k i f j l j] Jhuxj x<økyA

fo" k; % fodfl r Hkkjr ; fFk i kfyZ; keW 2025 dk; De ds vk; kstu grq dks fM½Uvj ukfer fd; s
tkus ds l nHkZ eA

mi; Dr fo" k; d Hkkjr l jdkj ds ; pk dk; De , oa [ky ea=ky;] jkOl Ø; kØ {ks=h; funs'kky;] mRrj
i n's k , oa mRrjk [k. M] y [kuÅ ds i =kd l Ø 32&53@jkl s k@ {kfu0@y [k@2024&25@12088&12092
fnukd 03-03-2025 ds i = dh i fr vki dks bl vk' k; ds l kFk l yXu dj i f"kr dh tk jgh gS fd mDr
dk; De ds vk; kstu grq vki dks dks fM½Uvj ukfer fd; k tkrk gA

vr% i = vko' ; d dk; bkgh grq i f"krA

Dr. Prakash Srivastava
vf/k" Bkrk Nk= dY; k. k

i frfyfi fuEu dks l pukFkZ , oa vko' ; d dk; bkgh grq i f"kr &

- 1- futh l fpo dYi fr] ekuuh; dYi fr egkn; ds l knj l pukFkZ
- 2- futh l fpo] dYi fpo l pukFkZ

Dr. Prakash Srivastava
vf/k" Bkrk Nk= dY; k. k



सं० 32-53/रासेयो/क्षेनि./लख/2024-25/ 12088 - 12092

दिनांक: 03 मार्च, 2025

सेवा में,

माननीय कुलपति,
एच०एन०बी० गढ़वाल विश्वविद्यालय,
श्रीनगर गढ़वाल, उत्तराखंड

विषय: विकसित भारत यूथ पार्लियामेंट 2025 कार्यक्रम के आयोजन के सन्दर्भ में :-

महोदया,

बड़े गर्व के साथ सूचित करना है कि भारत सरकार, युवा कार्यक्रम एवं खेल मंत्रालय द्वारा इस वर्ष आयोजित किये जा रहे विकसित भारत यूथ पार्लियामेंट, 2025 की आयोजन की जिम्मेदारी राष्ट्रीय सेवा योजना को दी गयी है। भारत सरकार द्वारा प्रदत्त जिम्मेदारियों को राष्ट्रीय सेवा योजना पूर्ण निष्ठा और लगन के साथ निर्वाहन करता है।

इसी क्रम में माननीय केंद्रीय मंत्री, भारत सरकार, युवा कार्यक्रम एवं खेल मंत्रालय द्वारा माय भारत (My Bharat) के माध्यम से विकसित भारत यूथ पार्लियामेंट 2025 के अंतर्गत जिला स्तरीय कार्यक्रम आयोजन हेतु आपके विश्वविद्यालय/संस्थान को चयनित किया गया है।

कार्यक्रम की रूप रेखा :-

- युवा संसद कार्यक्रम में प्रतिभागिता करने हेतु प्रतिभागी की आयु 18 से 25 वर्ष (दिनांक 24 फरवरी, 2025 तक) के मध्य होनी चाहिए।
- विषय : प्राथमिक स्तर (पंजीकरण के समय) "आपके लिए विकसित भारत का क्या मतलब है" प्रथम चरण में उक्त विषय पर प्रतिभागी को माय भारत पोर्टल के माध्यम से 01 मिनट का वीडियो अपलोड करना है।
जनपद स्तर (भौतिक रूप में) : एक राष्ट्र, एक चुनाव: विकसित भारत का मार्ग प्रशस्त करना 03 मिनट बोलने का मौका दिया जायेगा।
- उक्त विषय पर युवाओं द्वारा अपलोड की गई वीडियो का विश्वविद्यालय/संस्था स्तर पर स्क्रीनिंग (Screening) करते हुए प्रत्येक जिले से मेरिट के आधार पर चयनित युवा (यदि एक नोडल केंद्र पर एक जिला है तो 150 प्रविष्टि, दो जिले हैं तो 75 प्रविष्टि और यदि तीन जिले हैं तो 50 प्रविष्टि प्रत्येक जिले की दर से अधिकतम 150 प्रतिभागी) जिला युवा संसद में प्रतिभागिता करेंगे।
- निर्धारित निर्णायक मंडल द्वारा विश्वविद्यालय/महाविद्यालय स्तर पर आयोजित युवा संसद में प्रतिभाग करने वाले समस्त जिलों में से कुल 10 उत्कृष्ट वक्ताओं (समस्त प्रतिभागी जिलों को समान अवसर प्रदान करते हुए) का चयन मेरिट के आधार पर किया जायेगा, जो कि राज्य स्तरीय युवा संसद में प्रतिभागिता करेंगे। मेरिट व अंक देने हेतु मानक संलग्न है।
- प्रतिभागी युवा हिंदी अथवा अंग्रेजी में से किसी एक भाषा में निर्धारित विषय पर अपने विचार रख सकेंगे।

कार्यक्रम की समय-सीमा

- 27 फरवरी - 09 मार्च, 2025 : माय भारत पोर्टल पर 01 मिनट वीडियो के साथ पंजीकरण
- 10 मार्च - 17 मार्च, 2025 : चयनित विश्वविद्यालय/महाविद्यालय द्वारा जिला स्तरीय युवा संवाद का 02 दिवसीय आयोजन

क्रमशः

8वाँ तल, हाल नं०-1, केन्द्रीय भवन, अलीगंज, लखनऊ-226024 (उ०प्र०)

8th Floor, Hall No.-1, Kendriya Bhawan, Aliganj, Lucknow-226024 (U.P.)

E-mail : nssrc.lu-up@gov.in, nssrclucknow@gmail.com दूरभाष/Telephone No. : 0522-2337066/4079533

X NSSRDUPUK f uttarpradeshnss f uttarakhandnss

जूरी :-

01 मिनट पंजीकरण वीडियो की स्क्रीनिंग हेतु :

स्क्रीनिंग कमेटी : आयोजक द्वारा जिले स्तर पर माई भारत पर अपलोड किये गए वीडियो की स्क्रीनिंग हेतु एक कमेटी बनाई जाएगी जिसमे जिला नेहरू युवा केंद्र संगठन के प्रतिनिधि भी रहेंगे।


विश्वविद्यालय/महाविद्यालय/जिले स्तर पर आयोजन हेतु जूरी : मेरिट/अंक निर्धारण हेतु जूरी सदस्य इस प्रकार होंगे :-

1. शिक्षाविद : विषय विशेषज्ञ (लोक नीति, राजनीति विज्ञान, गवर्नेंस)
2. वरिष्ठ ब्यूरोक्रेट्स अथवा पॉलिसी मेकर (सेवारत अथवा सेवनिर्वित्त)
3. युवा नेता अथवा सामाजिक उद्यमी
4. क्षेत्रीय विधायक/राज्य मंत्री

अतः आपसे अनुरोध है कि अपने विश्वविद्यालय के अधिष्ठाता छात्र कल्याण (डी०एस०डब्लू०) को निदेशित करने की कृपा करें कि वो राष्ट्रीय सेवा योजना एवं विश्वविद्यालय के अन्य संकायों के सहयोग से तथा अपने जिले के जिला युवा अधिकारी (एन०वाई०के०एस०) से संपर्क करते हुए आयोजन समिति का गठन (आयोजक संस्थान के मुखिया की अध्यक्षता में) कर निर्धारित तिथि अनुसार कार्यक्रम का सफल आयोजन कराएं। उपरोक्त युवा संसद के विश्वविद्यालय/महाविद्यालय स्तर पर आयोजन से सम्बंधित रिसोर्स समायोजी संलग्न कर प्रेषित की जा रही है।

संलग्नक: उक्तवत

भवदीय


(समर दीप सक्सेना)
क्षेत्रीय निदेशक

प्रतिलिपि आवश्यक कार्यवाही एवं सूचनार्थ प्रेषित :-

1. निदेशक, भारत सरकार, रा.से.यो. निदेशालय, नई दिल्ली।
2. प्रो०ओ०पी०गोसाईं, अधिष्ठाता छात्र कल्याण (डी०एस०डब्लू०), एच०एन०बी० गढ़वाल विश्वविद्यालय, श्रीनगर गढ़वाल, उत्तराखंड को इस आशय से प्रेषित कि आप राष्ट्रीय सेवा योजना एवं अन्य संकायों के माध्यम से सफलता पूर्वक उक्त कार्यक्रम आयोजित करने की कृपा करें।
3. राज्य रासेयो अधिकारी, उत्तराखंड शासन, उत्तराखंड को इस आशय से प्रेषित कि अपने स्तर से समन्वय कर कार्यक्रम को सफलतापूर्वक आयोजित करवाने हेतु संदर्भित को निदेशित करें।
4. कार्यक्रम समन्वयक/ कार्यक्रम अधिकारी, विश्वविद्यालय/संस्था, उत्तराखंड (NYPF नोडल जिला) को इस आशय से प्रेषित कि अपने संस्था प्रमुख एवं जिला युवा अधिकारी (एन०वाई०के०एस०) से संपर्क कर आयोजन समिति का गठन करते हुए युवा संसद के आयोजन की तिथि (10 मार्च से 17 मार्च, 2025 के मध्य) का निर्धारण कर इस कार्यालय को प्रेषित करने का कष्ट करें। संस्थान का खाता विवरण भी प्रेषित करने का कष्ट करें, जिससे समबन्धित जिले के जिला नेहरू युवा केंद्र संगठन द्वारा बजट हस्तान्तरण की प्रक्रिया प्रारम्भ की जा सके।

Viksit Bharat Youth Parliament

My Bharat Toll Free Number: 18002122729

Details of Nodal Districts/Associated Districts and Nodal Officers from NSS and NYKS

State- Uttarakhand

S. No.	Nodal District	Venue of Program	Associated districts	Name of NSS Official	Contact number	Name of DYO	Contact number
1	Nainital	Kumaon University Nainital		Dr. Shivangi Chanyal / Dr. Vijay Kumar	9675202084 / 9410117519	Dolvi Tevatio	8800149681
2	Udham Singh Nagar	Sardar Bhagat Singh Govt. PG College Rudrapur Udham Singh Nagar	Champawat	Dr.Rajesh Kumar Ubhan / Dr.Rajesh Kumar Singh	9412394547 / 9454065041	Ashish Pal	9259404882
3	Almora	Soban Singh Jeena University Mall Road, Almora		Dr. D. S. Dhama / Dr. Devendra Bisht	9997226767 / 84493 99063	Diwakar Bhati	9717150242
4	Bageshwar	Govt. PG College Garud Bageshwar	Pithoragarh	Dr. Shiv Prakash Rai / Dr. Awadhesh Tiwari	9453512772 / 9997575114	Diwakar Bhati	9717150242
5	Chamoli	Govt. PG College Gopeshwar Chamoli	Rudraprayag	Prof. M. P. Nagwal / Dr. Rachana Tamta	8077551161 / 8937905940	Rahul Dabral	8077203132
6	Haridwar	Dev Sanskriti University, Haridwar Shantikunj.	Dehradun	Dr. Umakant Indolia / Dr. Prakash	9258369751 / 9634733758	Sailesh Bhatt	9997278488
7	Uttarkashi	Govt. PG College Jundga, Uttarkashi		Dr Richa Badhani / Pro. Pankaj Pant	9411733244 / 9412912833	Avinash Kumar Singh	8506996005
8	Pauri Garhwal	HNB University, Birla Parisar	Tehri Garhwal	Dr. Kiran Verma / Dr. Rajendra Singh Negi	9045057620 / 9412079426	Sailesh Bhatt	9997278488

मेरा MERA YUVA BHARAT



सत्यमेव जयते

युवा कार्यक्रम
एवं खेल मंत्रालय
MINISTRY OF
YOUTH AFFAIRS
AND SPORTS



Who is this SOP for?

This SOP is tailored for MY Bharat organizations, who have published Volunteer for Bharat and want to view the list of youth applicants and to view the video uploaded by the Youth.

The document provides a comprehensive guide for officials to efficiently manage and Volunteer for Bharat on MY Bharat.

Step 1 Navigating to the Sign In



- Visit mybharat.gov.in
- Click on **“Sign In”**



mybharat.gov.in



Step 2 Setting Credentials & Verifying OTP

Sign In to your account

 I consent to terms of use.

Sign In

[Return to MY Bharat](#)

- Enter your Mobile Number/ Email Id
- Put check on the box **“I consent to terms of use”**
- Click **“Sign in”**

Verify OTP

MY Bharat has sent you an OTP to your registered mobile (xxxxxx4321). OTP will be valid for 10 Minutes.

 Resend OTP in 00:58

Sign In

- Enter the OTP (6-digit numeric)
- Click **“Sign In”** again
- And you will be redirected to dashboard screen.

Viewing the 1 Minute Video Uploaded by Youth

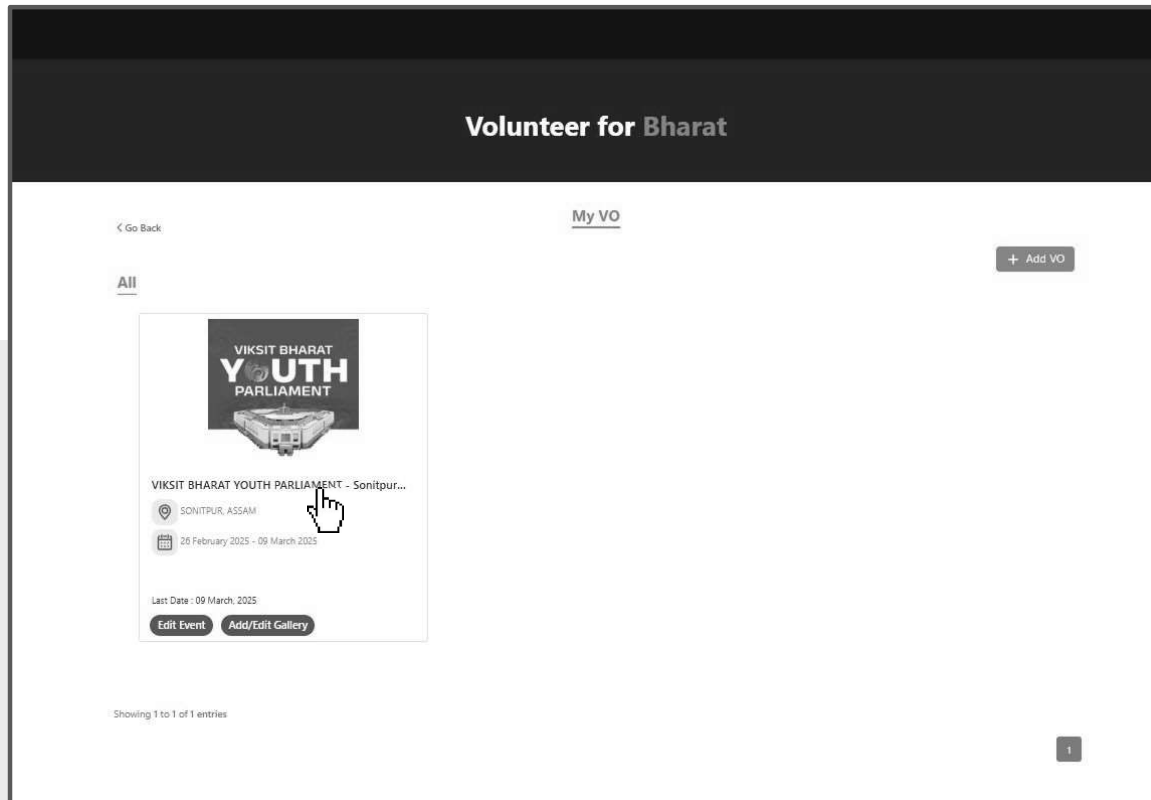


Step 1 Navigating to Volunteer for Bharat

The screenshot shows the mybharat.gov.in dashboard. On the left is a navigation menu with the following items: Dashboard, Experiential Learning, Organizations Approval, Organizational Settings, Organization Users, Student Verification, Add Sub User, Partner Gallery Verification, and Volunteer for Bharat (highlighted with a red box). The main content area is titled 'My Org' and contains three sections: 'Volunteer Opportunity' with four cards (Total VO: 0, Total Volunteers: 0, Current VO: 0, Current Volunteers: 0); 'Experiential Learning' with five cards (Total ELP: 0, Ongoing ELP: 0, Upcoming ELP: 0, Total Application: 0, ELPs Completed: 0); and 'Classes and Courses' with five cards (Total Classes, Total Courses, Total Students, Verified Students, Verifier(s)).

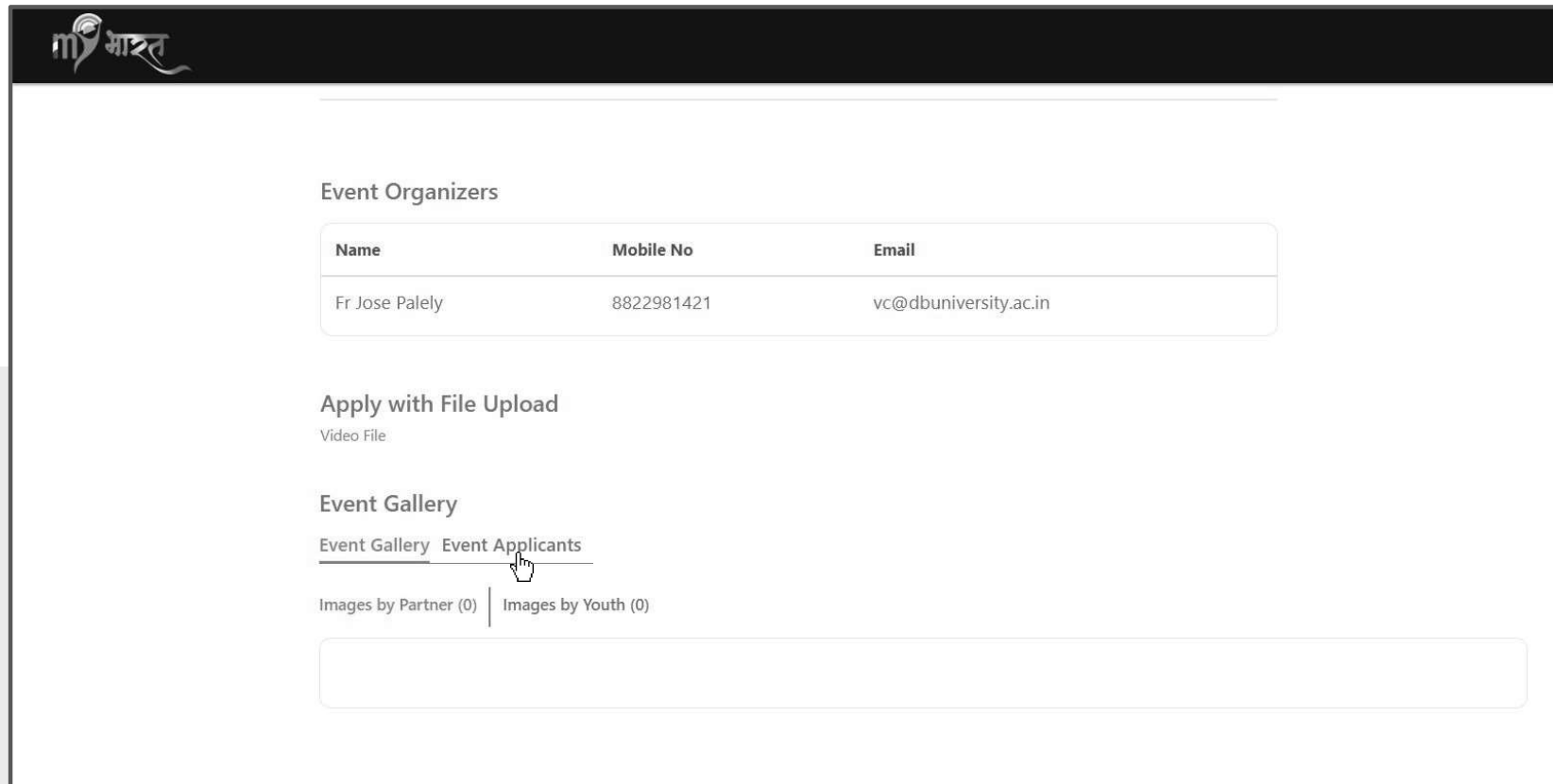
Click on
“Volunteer for Bharat” from left hand side menu.

Step 2 Navigating to Volunteer for Bharat



Click on
**“Volunteer for
Bharat”** from left
hand side menu.

Step 3 Scrolling down to Event Applicants



The screenshot shows a web form on the mybharat.gov.in portal. At the top left is the 'मि भारत' logo. The form is titled 'Event Organizers' and contains a table with the following data:

Name	Mobile No	Email
Fr Jose Palely	8822981421	vc@dbuniversity.ac.in

Below the table, there is a section for 'Apply with File Upload' with a 'Video File' upload field. Underneath is the 'Event Gallery' section, which has two tabs: 'Event Gallery' and 'Event Applicants'. The 'Event Applicants' tab is currently selected, and a mouse cursor is pointing at it. Below the tabs, there are two sub-sections: 'Images by Partner (0)' and 'Images by Youth (0)', each with an empty rectangular box for image uploads.

- Scroll down on the page and Click on “**Event Applicants**”

Step 4 Viewing the list of Event Applicants

Event Gallery

Event Gallery Event Applicants

Name Age Mobile Email Gender Interest Date

Volunteer Name Age Mobile No Email Select Gend Select Date

Download

Sr. No.	Name	Age	Mobile Number	Email	Gender	Interest Date	Uploaded File
1	Som Pal	40		sompal.000@gmail.com	Male	26-02-2025	1740547887_4HadzxPFpi.mp4
2	Som kumar	35		constanza4@scschool.com	Male	26-02-2025	1740548115_Qac3fBmLPa.mp4
3	Sudhakar Kushwaha	34	9304004965		Male	26-02-2025	1740561655_Zwl0egCtFU.mp4
4	Yuvraj Sharma	23	9548752619	yuvisharma311923@gmail.com	Male	26-02-2025	Watch Video

As it can be seen in the above image, the list of event applicants has appeared in form of a table

Step 5 Watching the Video

Event Gallery

Event Gallery [Event Applicants](#)

Name Age Mobile Email Gender Interest Date

Volunteer Name Age Mobile No Email Select Gend Select Date

Download

Sr. No.	Name	Age	Mobile Number	Email	Gender	Interest Date	Uploaded File
1	Som Pal	40		sompal.000@gmail.com	Male	26-02-2025	1740547887_4HadzxPFpi.mp4
2	Som kumar	35		constanza4@scschool.com	Male	26-02-2025	1740548115_Qac3fBmLPa.mp4
3	Sudhakar Kushwaha	34	9304004965		Male	26-02-2025	1740561655_Zwl0egCtFU.mp4
4	Yuvraj Sharma	23	9548752619	yuvisharma311923@gmail.com	Male	26-02-2025	Watch Video

Uploaded File

1740547887_4HadzxPFpi.mp4

1740548115_Qac3fBmLPa.mp4

1740561655_Zwl0egCtFU.mp4

Watch Video

Click on the "File Name" to open the video.

Step 6 Final Video Preview

Uploaded File

1740547887_4HadzxPFpi.mp4

1740548115_Qar3fBmLPa.mp4

1740561655_Zwl0egCtFU.mp4

Watch Video



Once you click on the file name the video will open in a new tab.



युवा कार्यक्रम
एवं खेल मंत्रालय
MINISTRY OF
YOUTH AFFAIRS
AND SPORTS

सत्यमेव जयते



Thank You



mybharat.gov.in





युवा कार्यक्रम एवं खेल मंत्रालय
MINISTRY OF
YOUTH AFFAIRS AND SPORTS
GOVERNMENT OF INDIA



LEAD THE PATH TO **VIKSIT BHARAT**

VIKSIT BHARAT
YOUTH
PARLIAMENT



MAKE YOUR VOICE HEARD FOR VIKSIT BHARAT
LAST DATE TO REGISTER : 9TH MARCH 2025

Viksit Bharat Youth Parliament 2025

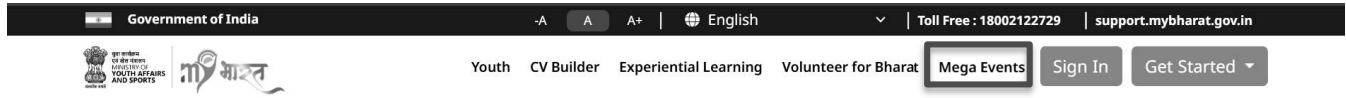
Index

Sr. No.	Content	Page No.
1.	Detailed Guide: How to apply for the VBYP - 2025	3 - 5
2.	Introduction: Viksit Bharat Youth Parliament - 2025	6
3.	Objectives of Organizing VBYP - 25	7
4.	Criteria for Participation	7
5.	Topics for VBPY	7
6.	Assessment Criteria	7 - 8
7.	Format of the Event	8
8.	Timeline of the Event	9
9.	Language	9
10.	Jury	9
11.	Frequently Asked Questions	10-11
12.	List of Nodal District and associated Districts	12 - 22

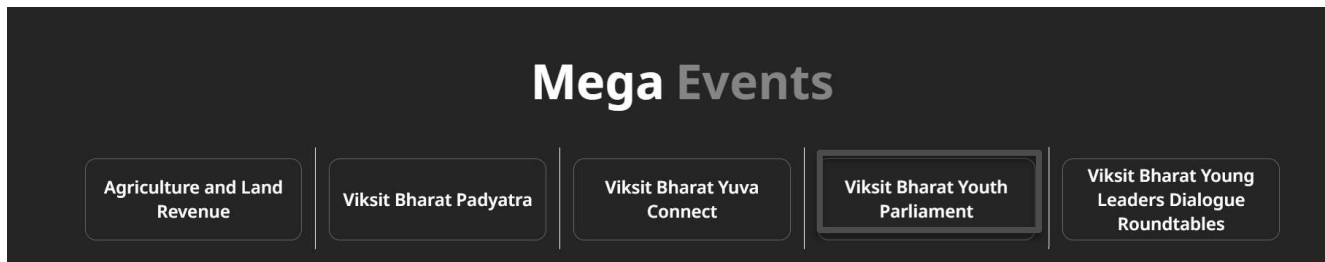
How to Apply

Detailed Steps to apply for the event:

1. Open any web browser and navigate to the MY Bharat portal: <https://mybharat.gov.in/>
2. Click on “**Mega Event**,” present in the Upper right-hand side of the page.



3. On the Mega Event page, Click on “**Viksit Bharat Youth Parliament**”



4. In **About** section, scroll down for more details and **Click on the Link** to locate your district Nodal as per your district of residence
5. Scroll down more and click on **View More** to specially select your district nodal to apply

Volunteer For Bharat (102)

[View More](#)




6. If you are unable to manually locate your nodal district, you can use this search box to identify specific event for your node that has been created.

7. Click on **Apply** Button

About


Participants of age group 18 to 25 yrs can participate in Viksit Bharat Youth Parliament 2025



Highlights

★Participants of age group 18 to 25 yrs can participate in Viksit Bharat Youth Parliament 2025

8. A sign in page will pop up - **Sign in** If you are not registered on MY Bharat portal or **Login** if you are registered on portal by filling your credentials. To Sign in - Click on Sign in and sign in to your account with the registered mobile number or email id.
9. Complete your Youth Profile with filling basic info of yours
10. Click on MY Bharat Logo on the Upper left hand you will enter the main page of MY Bharat portal

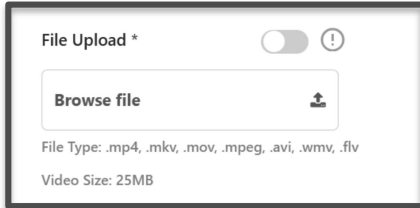


11. Repeat step again from **step 2 – 8**, to complete your application.
12. After clicking on apply, scroll down, and upload your 1 min video for screening to qualify for district level on the topic: **"What does Viksit Bharat mean to you?"**

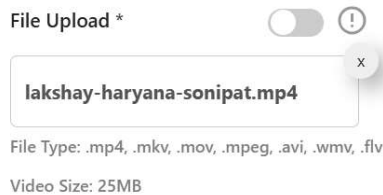
Note - *Video Submission Requirements:*

- The uploaded video must have a white background to ensure clarity.
- The participant's voice must be clear and audible without background noise.
- The Video should start with Introduction in a format: [Participant's Name]- [Your District]- [State] - [Nodal district] (e.g., My name is Lakshay Chhikara, I am from Sonipat, Haryana. My nodal district is Panipat).
- The maximum file size for the video should not exceed 25MB.
- The file name of the uploaded video must follow the format: [Participant's Name] - [Your District] - [State] – [Nodal district] (e.g., Lakshay-Sonipat- Panipat -Haryana).
- The format of the video should only be: mp4, .mkv, .mov, .mpeg, .avi, .wmv, .flv
- A maximum of 150 participants will be shortlisted for the district nodal round.

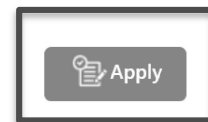
13. On “File Upload,” click on “Browse File”, or you can also upload the **link** of your “YouTube video” by setting the toggle button to on.



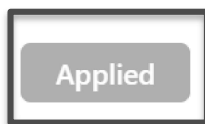
14. Select the desired video from your device/ Mobile phone and click on Apply Button



User those who have participated can only provide the feedback



15. If you see Applied button than you have successfully taken part in the Viksit Bharat Youth Parliament 2025.



You have **successfully** applied for the event.

I. INTRODUCTION

The National Youth Parliament Festival (NYPF) has been organised annually since 2019 to provide a platform for young voices in India. The first edition in 2019 saw participation from 700 delegates representing each district, with 56 finalists at the national level. The second NYPF (2020-21) was conducted virtually due to the pandemic, engaging over 2.34 lakh youth from 698 districts, culminating in 84 state awardees participating in the national event at the Central Hall of Parliament. The third edition (2021-22) saw increased participation, with 2.44 lakh youth from 748 districts, 45,350 competing at the district level, and 87 state awardees reaching the national stage. The fourth NYPF (2022-23) involved 2.01 lakh participants from 763 districts, with 7,140 competing at the district level and 85 finalists at the national event. Each edition concluded with the top three winners sharing their thoughts at the Central Hall of Parliament, followed by an interactive session and address to the youth.

This year, the National Youth Parliament Festival has been reimagined as the Viksit Bharat Youth Parliament, aligning with the vision of Viksit Bharat@2047. The Viksit Bharat Youth Parliament embodies the vision articulated by Prime Minister Shri Narendra Modi Ji in 2017, when he called for the emergence of one lakh young leaders to take the country forward. His vision was rooted in the belief that India's youth are not just the beneficiaries of development but also the architects of its future. Inspired by this clarion call, this year's Youth Parliament has been reimagined and expanded, aligning with the Viksit Bharat@2047 vision to prepare a new generation of dynamic, solution-oriented, and policy-aware youth leaders.

This transformation reflects a more structured approach to youth engagement in policymaking, governance, and national discourse. Unlike previous editions, all rounds will be conducted offline, ensuring a more immersive and impactful experience. With a multi-tiered structure spanning district, state, and national levels, the event aims to provide young voices with a formal platform to deliberate on pressing national issues, interact with policymakers, and contribute meaningfully to India's developmental journey.

The Viksit Bharat Youth Parliament also marks a shift in the events at the national round, where unlike the previous editions when only the state champions had an opportunity to share their ideas, each participant qualifying from the state rounds will have a golden chance to speak during the opening and closing remarks and the moderated caucuses. This ensures greater inclusivity and provides a fair and open forum for a diverse range of opinions to be heard and debated. Beyond this, the national round will culminate in the drafting of a final resolution, synthesising the most insightful, pragmatic, and forward-looking ideas presented by the finalists. This resolution will be formally presented before prominent media houses, bringing youth-driven policy recommendations to the national spotlight.

II. OBJECTIVES OF ORGANISING THE VIKSIT BHARAT YOUTH PARLIAMENT

- A. To hear the voice of youth between 18-25 years of age, through deliberations at District, State and National levels.
- B. To encourage the youth to engage with public issues, understand the common man's point of view, form their opinions and express them in an articulate manner.
- C. To develop and enhance decision-making abilities.
- D. To develop in them respect and tolerance for the views of others.
- E. To develop in them an understanding that respect for rules is essential for conducting any discussion systematically and effectively.
- F. To obtain and document their opinions on the Vision of Viksit Bharat.
- G. To make available their views to policymakers and implementers to take it forward.

III. CRITERIA FOR PARTICIPATION

- A. Youth to participate in Youth Parliament must be between **18 to 25 years of age as of 24th February 2025**. The onus will be on the participant to furnish correct information in this regard. Furnishing false information will lead to disqualification from participation in the Viksit Bharat Youth Parliament.
- B. The representation of women and others from marginalized sections should be encouraged.

IV. TOPICS

- A. **1 Min Video For registration on My Bharat Portal** - What does Viksit Bharat mean to you?
- B. **District Level:** One Nation, One Election: Paving the Way for Viksit Bharat
- C. **State Level:** 75 Years of the Indian Constitution: A Journey of Rights, Duties, and Progress;
The 11 Sankalp of Samvidhan Divas: A Pledge to Strengthen India's Constitutional Values
- D. **National Level:** One Nation, One Election: Simplifying Democracy, Amplifying Progress, Ensuring Stability

V. ASSESSMENT CRITERIA

The evaluation criteria for the selection of the speakers at the Viksit Bharat Youth Parliament is mentioned in the table below:

Particulars	Description	Marks
Content Relevance	Well-researched, factual, and relevant points addressing the assigned topic.	20
Clarity and Structure	Logical flow and organization, with a	15

Particulars	Description	Marks
	clear introduction, body, and conclusion.	
Verbal Communication & Body Language	Effective verbal delivery with strong emphasis and modulation.	25
Innovation & Creativity	Unique and insightful approach to the topic.	20
Language & Fluency	Command over language, correct pronunciation, and fluent speech.	10
Adherence to Time	Effective use of the allotted 3 minutes without significant deviation.	10
Total		100

Tie-Breaker Rule: In case two or more candidates score same points in any particular round, a spontaneous question relevant to the topic will be asked for a quick, adept and relevant response which will be evaluated out of 10 points.

VI. FORMAT

The Viksit Bharat Youth Parliament 2025 will be held in three stages in physical mode:

Registration will be done via MY Bharat portal. A maximum of **150 participants** will be shortlisted for the district nodal round. The topic for the 1-minute video to be uploaded for registration will be: **‘What does Viksit Bharat mean to you?’**

- A. **District Nodal Round-** This round will be held at 300 nodal districts. From each district node, **10 participants** will qualify for their respective state’s championship round. Each participant will be given three minutes to speak on the topics and will be assessed on the matrix as specified in section VI. The speech can be multilingual (English, Hindi, Assamese, Bengali, Gujarati, Kannada, Malayalam, Marathi, Odia, Punjabi, Tamil, Telugu). At the district level, the institution nodal partner along with the help of MY Bharat official will shortlist maximum of 150 Participants.
- B. **State Round-** The youth selected from the district round will partake in the state round. The top 3 will be selected to represent the state in the National Round.
- C. **National Round-** Top finalists from the state level will be invited for the finale of the Viksit Bharat Youth Parliament in New Delhi. Unlike previous editions where only state winners participated, all selected candidates will engage in parliamentary deliberations through different sessions. The event will facilitate interaction with policymakers, mentors, and national leaders, broadening participants' perspectives.

VII. TIMELINE

- a. 27th February – 9th March 2025: Registrations on MY Bharat Portal
- b. 10th March – 17th March 2025: District nodal rounds to be organized in 300 specified Nodal Districts to cover all Districts in India
- c. 17th March – 24th March 2025: Viksit Bharat Youth Parliament State Round
- d. 28th March – 30th March 2025: Viksit Bharat Youth Parliament National Round at Delhi

VIII. LANGUAGE

To ensure that all sections of the youth population are able to participate, the language for participation at District and State Viksit Bharat Youth Parliament will be Hindi, English, Assamese, Bengali, Gujarati, Kannada, Malayalam, Marathi, Odia, Punjabi, Tamil, Telugu.

IX. JURY

The composition of jury at different levels of the Viksit Bharat Youth Parliament is as follows:

For 1 min registration Video:

- Screening Committee (To be initiated by the institution nodal partner with assistance of MY Bharat officials)

At District round:

- Academicians with expertise in public policy, political science, or governance.
- Senior bureaucrats or policymakers (retired or serving).
- Prominent youth leaders or social entrepreneurs.
- MLAs/ State Ministers

At State round:

- Hon'ble Speaker/ Hon'ble Governor
- State Secretary of Sports & Youth Affairs
- State Ministers, MLA, MLA

Frequently Asked Questions

1. What is the Viksit Bharat Youth Parliament?

The Viksit Bharat Youth Parliament is a platform that allows young minds to engage in national discussions and share their vision for *Viksit Bharat@2047*. It fosters leadership, civic participation, and policy discourse.

2. What is the format of the speeches?

Each participant gets 3 minutes to speak on a predetermined topic that will be shared with the participants once the rounds commence.

3. How is the Youth Parliament structured?

It consists of three stages:

District Level

State Level: Hosted at state assembly venues

National Level: Finale at the Parliament of India

4. How many participants qualify for the next rounds?

The top 10 from each district move to the State Level. The top 3 from each state move to the National Level.

5. How can I register for the event?

Registration is mandatory and must be done via MY Bharat portal. Participants must go to the Mega Events section, locate their nodal district, and register under the designated event to qualify for participation. A maximum of 150 participants will be shortlisted for the district nodal round. If unable to register via the portal, participants can contact the concerned District Youth Officer (DYO). A PDF with DYO contact details is attached for reference.

6. How will participants be judged?

Participants will be evaluated based on the Assessment Matrix of 100 marks, which includes:

- Content Relevance (20 marks)
- Clarity & Structure (15 marks)
- Verbal Communication & Body Language (25 marks)
- Innovation & Creativity (20 marks)
- Language & Fluency (10 marks)
- Adherence to Time (10 marks)

7. What are the start and end dates for registration on the MY Bharat Portal?

The registration on the MY Bharat Portal opens on February 25, 2025, and closes on March 9, 2025, at 11:59 PM.

8. What is the eligibility criteria to participate in Youth Parliament?

Participants must be between 18 to 25 years of age. Individuals turning 18 years old on or before February 24, 2025, are eligible to register.

9. How do I find my nodal district?

You can find your Nodal District in the attached list of the of the nodal and associated district along with the contact details of the DYO and the concerned PO of a designated nodal district

10. How do I upload video?

You can upload your video in the event of Viksit Bharat Youth Parliament, where you can see the option to upload file. You need to select your desired file from your device. The selected file with the original name can be seen on the same page after being successful uploaded. Click on **Apply** to successfully participate on the event.

11. If I am unable to register, whom should I contact?

In case of any query or doubt, please refer to the list of the Nodal Districts and Associate Nodal Districts along with the contact details of the concerned DYO and the PO of the designated node.

SOP - Knowledge Institutions

Viksit Bharat Youth Parliament - 2025

Purpose

The **Viksit Bharat Youth Parliament** embodies the vision articulated by **Prime Minister Shri Narendra Modi** in 2017, when he called for the emergence of one lakh young leaders to take India forward. This year's Youth Parliament has been reimagined and expanded, aligning with the Viksit Bharat@2047 vision to prepare a new generation of dynamic, solution-oriented, and policy-aware youth leaders. All rounds will be conducted offline, ensuring a more immersive and impactful experience. With a multi-tiered structure spanning district, state, and national levels, the event aims to provide young voices with a formal platform to deliberate on pressing national issues, interact with policymakers, and contribute meaningfully to India's developmental journey.

The Viksit Bharat Youth Parliament also marks a shift in the events at the **national round**, where unlike the previous editions when only the state champions had an opportunity to share their ideas, each participant qualifying from the state rounds will have a **golden chance to speak** during the opening and closing remarks and the moderated caucuses. This ensures greater inclusivity and provides a fair and open forum for a diverse range of opinions to be heard and debated. Beyond this, the national round will culminate in the drafting of a final resolution, synthesising the most insightful, pragmatic, and forward-looking ideas presented by the finalists. This resolution will be formally presented before prominent media houses, bringing youth-driven policy recommendations to the national spotlight.

Scope

This SOP applies to all **participating colleges/universities** responsible for conducting the Viksit Bharat Youth Parliament 2025 at the **district level** and ensuring smooth coordination with the Department of Youth Affairs.

Roles and Responsibilities

Role of the College/University

- Serve as a **District Nodal Institution** and coordinate event execution.
- Mobilize participation from **students and non-students** in the district and nearby areas.
- Allocate **faculty members** for event organization and management.
- Provide necessary **logistics**, including venue, meals and accommodation (*if required*).
- Ensure **timely reporting** of event data and outcomes to DoYA.

Role of the Department of Youth Affairs (DoYA)

- Nominate officials to **monitor and support** program implementation.
- Provide **funding** to the institution for event execution.
- Facilitate **publicity** through the **MY Bharat Portal** and social media.
- Offer **guidance and training** for smooth execution.

Pre-Event Preparations

For **Government Knowledge Institutions** :

- An Agreement letter must be sent to DoYA.

For **Non - Government Knowledge Institutions**:

- An MoU letter must be sent to DoYA.

Publicity & Outreach:

- Promote the event in colleges, community spaces, and social media.
- Encourage registrations on the **MY Bharat Portal**.

Screening & Selection:

- Make meeting arrangements for the Screening Committee.
- Shortlist **150 participants** for the next round ensuring equitable distribution across nodal and associated districts. Out of these **10 participants** are to be selected for state round.
- Nominate a dedicated event coordinator from the university.
- Assign faculty and staff for logistics, outreach, and technical support.

Venue Arrangements

- Reserve an auditorium/conference hall with seating capacity as per expected participation.
- Ensure availability of AV systems, microphones, projectors, and internet connectivity.
- Arrange for required amenities such as restrooms, drinking water, and emergency medical support.
- Organize **transportation and accommodation** for jury members.
- Ensure **food and refreshment** arrangements.

Publicity & Outreach

- Promote the event across the university, affiliated institutions, and the district via banners, standees, and digital platforms.
- Share event details through MY Bharat portal, university website, and social media handles.
- Collaborate with local media for press releases and coverage.

Registration & Screening

- Invite applications from students and non-students (ages 18-25) through MY Bharat portal.
- Shortlist participants based on video submissions and profile evaluation.
- Publish the list of shortlisted participants at least 3 days before the event.

Event Execution (*District Level Round*)

Opening Ceremony

- Welcome dignitaries, jury members, and participants.
- Brief participants on event structure.

Competition Rounds

- Conduct multiple sessions based on the number of participants.
- Assign a panel of five jury members to evaluate speeches based on content, clarity, communication skills, innovation, and adherence to time limits.
- **Select the top 10 participants for the final round.**

Technical & Logistical Support

- Ensure uninterrupted power supply, sound system, and live streaming if required.
- Facilitate travel and accommodation arrangements for jury members.
- Provide food and refreshments to all participants, jury, and officials.

Result Compilation & Submission

- Document jury decisions using the prescribed format.
- Forward **final results** to DoYA.

Post-Event Reporting & Financial Compliance

- Submit the following to DoYA
- **Detailed event report** with high-resolution photographs.
- **Participant assessment sheets & attendance records.**
- **Feedback forms** from jury members and attendees.
- **Final financial statement and Utilization Certificate.**

Financial Settlement

- Institutions that received **30%-40% advance funding** must submit a final expenditure report for reimbursement.
- Unutilized funds (if any) must be **refunded within 7 days.**

Communication Protocol

- Maintain **official correspondence** via email and formal letters.
- Schedule periodic **review meetings** with DoYA officials.
- Update event progress on **MY Bharat Portal.**

Compliance & Conflict Resolution

- Ensure **financial and operational transparency** in fund utilization.
- Address disputes through **DoYA-nominated arbitration procedures.**

Termination & Amendments

- The MoU is valid for **one year**, extendable upon mutual agreement.
- Either party may terminate the agreement with **one-month prior notice.**